

Crawler Excavator

# R 926 Compact

Litronic®

**Generation**

6

**Engine**

129 kW / 175 HP

Stage V

**Operating Weight**

25,550 – 29,650 kg

**Bucket Capacity**

0.55 – 1.50 m<sup>3</sup>



# LIEBHERR



## Performance

Performance, Precision  
and Responsiveness

## Efficiency

High Level of Productivity for  
a Lower Overall Operating Cost

### Generation

6

### Engine

129 kW / 175 HP

Stage V

### Operating Weight

25,550 – 29,650 kg

### Bucket Capacity

0.55 – 1.50 m<sup>3</sup>





## Reliability

Result of Ongoing  
Improvements

## Comfort

Spacious, Ergonomic  
and with High-visibility

## Maintainability

Simplified Daily Checks,  
Longer Maintenance Intervals





# Performance



**Performance, Precision  
and Responsiveness**

### High Productivity for Extraction and Loading

Boasting a rotation radius of 1.70 m at the rear and until 1.90 m at the front, the R 926 Compact is perfectly stable and suitable for the narrowest of worksites. The exceptional hydraulic performance of Liebherr excavators means shorter work cycles and higher productivity for extraction and loading.

### A Wide Range of Attachments

The R 926 excavator is suitable for all types of works, thanks to a wide range of Liebherr tools. Different sticks can be combined with a variety of booms (monoblock, offset monoblock and luffing booms). Finally, an optional levelling blade completes the versatility of the machine. Then, to make tool-changing easier, Liebherr offers a SWA quick-change attachment and the LIKUFIX system as options.

### The Liebherr System Tool-Management

The Tool-Management function makes it easy to change tools thanks to the tool recognition RFID system. The programmed pressure and flow values are available from the moment the hydraulic tool is changed. This increases productivity thanks to the shorter fitting times.

### Cutting-Edge Technology for Top-Level Performance

The R 926 crawler excavator incorporates Liebherr's Positive Control hydraulic system. This system is controlled by Liebherr electronics, using strategically-positioned sensors. All of the machine's work is therefore faster, more accurate and fluid. What's more, as the two hydraulic pump circuits can operate either separately or in unison, this optimises the energy management of the R 926.

#### Intelligent Operating Modes


- Sensitive Mode: for accurate lifting work
- Economy mode: for an economic and ecological operation. Recommended for normal working conditions
- Power Mode: for powerful excavation capacities in difficult applications
- Full Power Mode: especially designed for higher power, ideal for extreme applications

#### A D924 Liebherr Engine that is Even Cleaner and with Enhanced Performance

- New motor complies with the European Stage V exhaust gas emission regulations thanks to its oxidation catalyst technology, particle filter and SCR urea injection
- The most cutting-edge technology with the Common-Rail system without EGR valve
- Automatic idling optimises energy efficiency

#### An Accurate and Efficient Dozer Blade

- Radial fan blade
- Different blade lengths available
- Exemplary dozing accuracy and quality
- Only two lubrication points
- Integral protection of cylinder rods as standard
- Fitted tie-down rings





# Efficiency



**High Level of Productivity for  
a Lower Overall Operating Cost**

### Multi-Purpose

The R 926 Compact is a multi-purpose machine that can be used for a great variety of purposes: its compact structure means it is perfect for worksites where space is restricted, such as town centres, roadworks or narrow forest tracks. What's more, it is capable of performing the traditional work of a standard crawler excavator, such as earth-moving, pipe-laying, demolition and material-handling works.

### Compact Equipment

The kinematics of the attachments especially designed for the R 926 Compact allow for effective operations, even at heights, thanks to the boom joint being very close to the machine's centre of rotation. The total rotation radius can be equal to 1.90 m.

### Easy Access

All the maintenance points have been designed for easy access and to shorten intervention times. The gull-wing hood openings allow all operations to be performed from the ground. The operations can be carried out in complete safety, whether they concern the air filter, the fuel filters, the engine oil filter and the radiators or the checking of engine oil levels.

### Intelligent Energy Management

The integrated engineering of Liebherr's systems allows constant monitoring of the fuel consumption and the urea solution thanks to the effective management of the engine and hydraulics. The new diesel engine, the new DOC/SCR exhaust after-treatment system, automatic idling/engine speed increase, electronic engine speed sensing regulation and Regeneration Plus are just some of the elements that contribute towards better energy management. This consumption control greatly reduces the discharge of toxic gases into the atmosphere while minimizing operating costs.

### Automatic Centralised Lubrication System as Standard

- Fully automated centralised lubrication system as standard for rapid maintenance, less manual lubrication and shorter machine downtime
- Covers all the lubrication points of the uppercarriage and equipment, other than the connecting link (optional)
- Adequate lubrication of each joint guaranteed, for a longer service life of the moving parts
- Safety aspect: the lubrication can be performed without the operator having to leave the cab

### LIKUFIX and Tool-Management

- Ideal for worksites requiring tool changes
- Mechanical and hydraulic coupling of tools possible without leaving the cab
- Optimised excavator operation with automatic tool change system
- Intelligent Tool-Management option, for automatic tool detection, pressure and corresponding flow adjustment

### Liebherr Lubricants

- Complete range of lubricants and coolants for your Liebherr engines
- Special service with product specialists available to listen to and advise you





# Reliability



## Result of Ongoing Improvements



### Accurately-Sized Mechanical Structures

The R 926 Compact is a very robust, powerful and reliable machine, ideal for all types of works, including difficult applications. The attachments are fitted with moulded steel parts, strategically positioned on the joints. Furthermore, thanks to the continuous optimisation and systematic numerical simulation of the structures, they can achieve the long service life our customers require.

### Quality in the Minutest Details

The hydraulic, electric and lubrication lines are laid out to ensure optimum operating safety and the permanent uptime of the machine. The top-coat applied prior to assembly, as well as the surface treatment of the parts ensures a maximum protection against corrosion.

### The Cab Operator's Protection

The cab is fitted with a roll-over protection system (ROPS), pursuant to ISO standard 12117-2. Invisible, it allows the operator to work in complete tranquillity.

### Automatic Operation Monitoring

The operator can concentrate fully on the task: the integrated on-board electronics ensure a constant readjustment to preset values. The operator can also access the operating parameters via the monitoring display.

### A Robust Undercarriage


- X-shaped design for improved stress distribution and a longer service life
- Easy to maintain thanks to the wide openings under the track rollers and the fastening of the steps to the vertical side of the track carriers
- Varied range of optional features such as dozing blade, rubber track pads or a fitted tool box to adapt to all types of worksites

### Liebherr Key Components

- A perfect harmonisation of the machine's elements for worksite applications
- The main mechanically-welded structures, (undercarriage, attachment and uppercarriage) designed by Liebherr
- Manufactured by Liebherr:
  - hydraulic pumps
  - pump reducer
  - translation mechanism
  - swing mechanism
  - swing ring
  - electronic components

### Spare Parts Service

- The spare parts required are available from our logistics centre, for delivery around the world, thus guaranteeing optimal machine availability for assignment
- Over 100,000 different spare parts are available in stock





# Comfort



**Spacious, Ergonomic  
and with High-Visibility**



### A First Class Work Space

In this new cab, the operator has a pneumatic seat with longitudinal and vertical pneumatic damping as standard, an enlarged space and a very comfortable work environment. Depending on the operator's needs, the Liebherr Premium seat can be chosen as an option. This seat offers maximum seating comfort thanks to its pneumatic lumbar support, its electronic weight-actuated height adjuster as well as its air-conditioning with activated charcoal and built-in fan.

### Low Noise Level and Vibrations

To increase the operator's comfort and productivity, the noise level inside the operator's cab is exceptionally low. The cab is mounted on viscoelastic rivets to fully absorb vibrations. The rubber flanges that support the pipes also actively participate in reducing external noise.

### 7" Colour Touch Screen

A true control panel, this Liebherr designed and manufactured robust and reliable touch screen (ingress protection IP 65) offers numerous adjustment and monitoring options, such as the fuel consumption and urea solution delay, air-conditioning, tool control, radio, etc. And thanks to its high-resolution video compatibility, it can also display the images from the rear and side backup camera.

### Large Storage Spaces

- Storage spaces behind the seat, with optional chiller for keeping drinks cool at all times
- Fully retractable windscreen, stowable under the roof
- 12 V plug for operating the optional chiller and all other types of appliances
- Optional foot-rest available for enhanced comfort especially when working on inclines

### Ergonomic and Precise Joysticks

- Sensitive joysticks with proximity sensors allow greater responsiveness while resuming rpm and engine idling
- Ergonomical joysticks positioned for greater comfort during work and more accurate movement
- The proportional control allows a very fine manoeuvrability for a sensitive, accurate and more fluid operation of hydraulic tools

### High Visibility

- Rear view and right hand side view monitoring camera seamlessly integrated for visibility and heightened operating safety
- Optimised design of the whole uppercarriage gives the operator a wider field of vision





# Maintainability



**Simplified Daily Checks,  
Longer Maintenance Intervals**



### **Simplified Daily Checks**

The daily checks were taken into account from the start of the design, to make them simpler, more accessible and shorter. The fuel or diesel exhaust fluid levels, for example, can be checked via the display in the operator's cab. The fully-automatic central lubrication system can save precious intervention time, while guaranteeing that the excavator is in optimum operating condition and has a long life.

### **Less Maintenance for more Productivity**

The frequency of the service intervals is optimised to guarantee that each part is functioning optimally and that the maintenance tasks are only performed as necessary. Whether it is the interval for changing the hydraulic oil, which can be up to 3,000 hours, or the interval for changing the engine oil, every 500 hours, everything has been taken into account to reduce the frequency of interventions and thus limit the machine's downtime and lower costs.

### **A Maintenance-Free Exhaust Gas Treatment**

The exhaust gas treatment is carried out in compliance with the Stage V standards, without the use of a EGR valve. This results a maximum reliability and, of course, there is no maintenance time or cost for spare parts associated with this technology.

### **Expert Advice and Service Provisions**

Liebherr offers an expert advice service. Qualified personnel will help you make the appropriate decisions to meet your needs: sales arguments based on the terrain, service agreements, advantageous repair alternatives, original parts management, and remote data transfer for fleet management.

#### **LiDAT Data Transfer System**

- Complete fleet management, all from one source
- Optimized economical performance of the machine park thanks to detailed view of the distribution of operating states and times
- Reports on capacity commitment and the use of the machine park can be called up daily via the Web portal
- Precise location of the machine
- Regional delimitation and fixed downtimes increase safety and reliability



#### **Hydraulic Reservoir Stop Valve**

- Easy and quick isolation of the oil circuit between hydraulic reservoir and hydraulic system
- No drainage of fluid necessary for service or repair work on the hydraulic system



#### **Central Lubrication System**

- The fully-automatic central lubrication system, fitted as standard, allows for rapid maintenance: it saves time-consuming individual lubricating and downtime
- All the lubrication points on the superstructure of the undercarriage and the attachment hydraulics are supplied, with the exception of the connecting plate
- Engine oil level visible on display
- Coolant and swing gearbox oil levels visible from the operator seat





# Experience the Progress

## R 926 Compact

### Equipment

- Large choice of types and lengths of equipment, including a two-piece boom
- Longer lifespan of components and higher productivity thanks to automatic centralised lubrication system
- Safety check valves for hoist and stick cylinders (option)

### Comfort

- Spacious, air-conditioned work space
- Airsprung seat with vertical and longitudinal suspension
- Easy-to-use high resolution 7" colour touchscreen
- Completely retractable front cab window
- New LED lighting as standard

### Undercarriage

- Robust, reliable X-frame undercarriage, easy to secure thanks to its integrated eyelets
- Increased drawbar pull
- Maintenance-free travel gear and track rollers with lifetime lubrication for easy maintenance
- Extra storage (option)
- Dozer blade (option)







### Safety

- Panoramic visibility with no obstructions and camera on the rear and the right side for enhanced safety (option)
- Tiltable console for easy and safe access to cab
- ROPS-certified cab structure
- Emergency exit via the rear cab window
- Right window and windshield in laminated and tinted glass

### Engine

- New engine that conforms with the Stage V European exhaust emissions standard
- Automatic engine idling / speed increase, controlled via joystick sensors

### Maintenance

- Innovative servicing concept, with service points accessible from ground level
- Concept for lateral access to uppercarriage and large maintenance platform
- Engine oil, hydraulic oil, fuel and urea (diesel exhaust fluid) levels visible on the display



# Technical Data



## Engine

|                              |   |
|------------------------------|---|
| <b>Rating per ISO 9249</b>   | 129 kW (175 HP) at 1,900 RPM  |
| <b>Torque</b>                | 682 Nm at 1,400 RPM   |
| <b>Model</b>                 | Liebherr D924 A7-05   |
| <b>Type</b>                  | 4 cylinder in-line  |
| Bore                         | 104 mm  |
| Stroke                       | 132 mm  |
| Displacement                 | 4.5 l   |
| <b>Engine operation</b>      | 4-stroke diesel<br>Common-Rail<br>Turbo-charged and after-cooler        |
| <b>Exhaust gas treatment</b> | Stage V<br>DOC + DPF + SCR<br>Passive regeneration by thermo management |
| <b>Cooling system</b>        | Water-cooled and integrated motor oil cooler                            |
| <b>Air cleaner</b>           | Dry-type air cleaner with pre-cleaner, primary and safety elements      |
| <b>Fuel tank</b>             | 331 l   |
| <b>Urea tank</b>             | 45 l  |
| <b>Electrical system</b>     |   |
| Voltage                      | 24 V  |
| Batteries                    | 2 x 135 Ah/ 12 V  |
| Alternator                   | Three-phase current 28 V/140 A  |
| Engine idling                | Sensor controlled   |



## Hydraulic Controls

|                             |  |
|-----------------------------|--|
| <b>Power distribution</b>   | Via control valves with integrated safety valves, simultaneous and independent actuation of undercarriage, swing drive and equipment |
| <b>Servo circuit</b>        |  |
| Equipment and swing         | Proportional via joystick levers   |
| Travel                      | – Proportional control via foot pedals or removable levers<br>– Speed pre-selection  |
| <b>Additional functions</b> | Proportional regulation via foot pedals or mini-joystick   |



## Hydraulic System

|   |   |
|---|---|
| <b>Hydraulic system</b>                     | Positive Control hydraulic system. Demand-based, double independent pump flows<br>Features high system dynamics and sensitivity provided by integrated system controlling   |
| <b>Hydraulic pump</b>                       |   |
| For equipment and travel drive              | Liebherr, variable displacement, swashplate double pump   |
| Max. flow                                   | 2 x 223 l/min.  |
| Max. pressure                               | 350 bar   |
| <b>Pump management</b>                      | Electronic pump management via the integrated system controlling (CAN-BUS) synchronous to the control block. Open circuit for the rotation  |
| <b>Hydraulic tank</b>                       | 153 l   |
| <b>Hydraulic system</b>                     | max. 360 l  |
| <b>Hydraulic oil filter</b>                 | 1 main return filter with integrated partial micro filtration (10 µm)   |
| <b>Cooling system</b>                       | Compact cooler, consisting of a water cooler, with hydraulic oil cooler, gearbox oil cooler, fuel cooler and after-cooler cores and hydrostatically driven fan  |
| <b>MODE selection</b>                       | Adjustment of engine and hydraulic performance via a mode pre-selector to match application, e.g. for especially economical and environmentally friendly operation or for maximum digging performance and heavy-duty jobs |
| <b>Engine speed and performance setting</b> | Stepless adjustment of engine output and hydraulic power via engine speed   |
| <b>Tool Control</b>                         | 20 pre-adjustable pump flows and pressures for add-on attachments   |



## Swing Drive

|                      |  |
|----------------------|--|
| <b>Drive</b>         | Liebherr swashplate motor with integrated brake valve and torque control |
| <b>Transmission</b>  | Liebherr compact planetary reduction gears                               |
| <b>Swing ring</b>    | Liebherr, sealed race ball bearing swing ring, internal teeth            |
| <b>Swing speed</b>   | 0 – 11.5 RPM stepless  |
| <b>Swing torque</b>  | 84 kNm   |
| <b>Holding brake</b> | Wet multi-disc (spring applied, pressure released)                       |
| <b>Lubrication</b>   | Liebherr central lubrication system                                      |





## Operator's Cab

|                               |  |
|-------------------------------|--|
| <b>Cab</b>                    | ROPS safety cab structure (roll-over protection system according to ISO 12117-2:2008) with windscreen, totally or partially retractable (only upper part), under cab roof, LED work headlights integrated in the ceiling, a door with a sliding window (can be opened on both sides), large storing box and several stowing possibilities, shock-absorbing suspension, laminated right hand side and roof windows, all windows tinted, separate extensible window shades for the sunroof window and windscreen, cigarette lighter and 24 V plug, 12 V plug, cup holder |
| <b>Operator's seat</b>        | Liebherr-Comfort seat, airsprung with automatic weight adjustment, vertical and longitudinal seat damping including consoles and joysticks. Seat and armrests adjustable separately and in combination (adjustable in width, height and inclination), seat heating as standard   |
| <b>Arm consoles</b>           | Oscillating consoles with seat, tiltable console left  |
| <b>Operation and displays</b> | Large high-resolution operating unit, intuitive, colour display with touchscreen, video-compatible, numerous setting, control and monitoring options, e.g. air conditioning control, fuel consumption, machine and attachment parameters   |
| <b>Air-conditioning</b>       | Automatic air-conditioning, recirculated air function, fast de-icing and demisting at the press of a button, air vents can be operated via a menu. Recirculated air and fresh air filters can be easily replaced and are accessible from the outside. Heating-cooling unit, designed for extreme outside temperatures, sensors for solar radiation, inside and outside temperatures<br>The air conditioning system contains fluorinated greenhouse gases   |
| Refrigerant                   | R134a  |
| Global warming potential      | 1,430  |
| Quantity at 25 °C *           | 1,220 g  |
| CO <sub>2</sub> equivalent    | 1.75 t   |
| <b>Vibration emission**</b>   |  |
| Hand/arm vibrations           | < 2.5 m/s <sup>2</sup> , according with ISO 5349-1:2001  |
| Whole-body vibrations         | < 0.5 m/s <sup>2</sup>   |
| Measuring inaccuracy          | According with standard EN 12096:1997  |
| <b>Noise emission</b>         |  |
| ISO 6396                      | L <sub>pA</sub> (inside cab) = 69 dB(A)  |
| 2000/14/EC                    | L <sub>WA</sub> (surround noise) = 103 dB(A)   |



## Undercarriage

|  |   |
|--|---|
| <b>LC</b>                              | Gauge 2,380 mm  |
| <b>Drive</b>                           | Liebherr swashplate motor with brake valves on both sides |
| <b>Transmission</b>                    | Liebherr compact planetary reduction gear                 |
| <b>Maximum travel speed</b>            | Low range 3.3 km/h<br>High range 5.5 km/h                 |
| <b>Drawbar pull on crawler</b>         | 226 kN  |
| <b>Track components</b>                | B60, maintenance-free                                     |
| <b>Track rollers / Carrier rollers</b> | 9 / 2   |
| <b>Tracks</b>                          | Sealed and greased  |
| <b>Track pads</b>                      | Triple grouser  |
| <b>Holding brake</b>                   | Wet multi-disc (spring applied, pressure released)        |
| <b>Brake valves</b>                    | Integrated into travel motor                              |
| <b>Lashing eyes</b>                    | Integrated  |



## Equipment

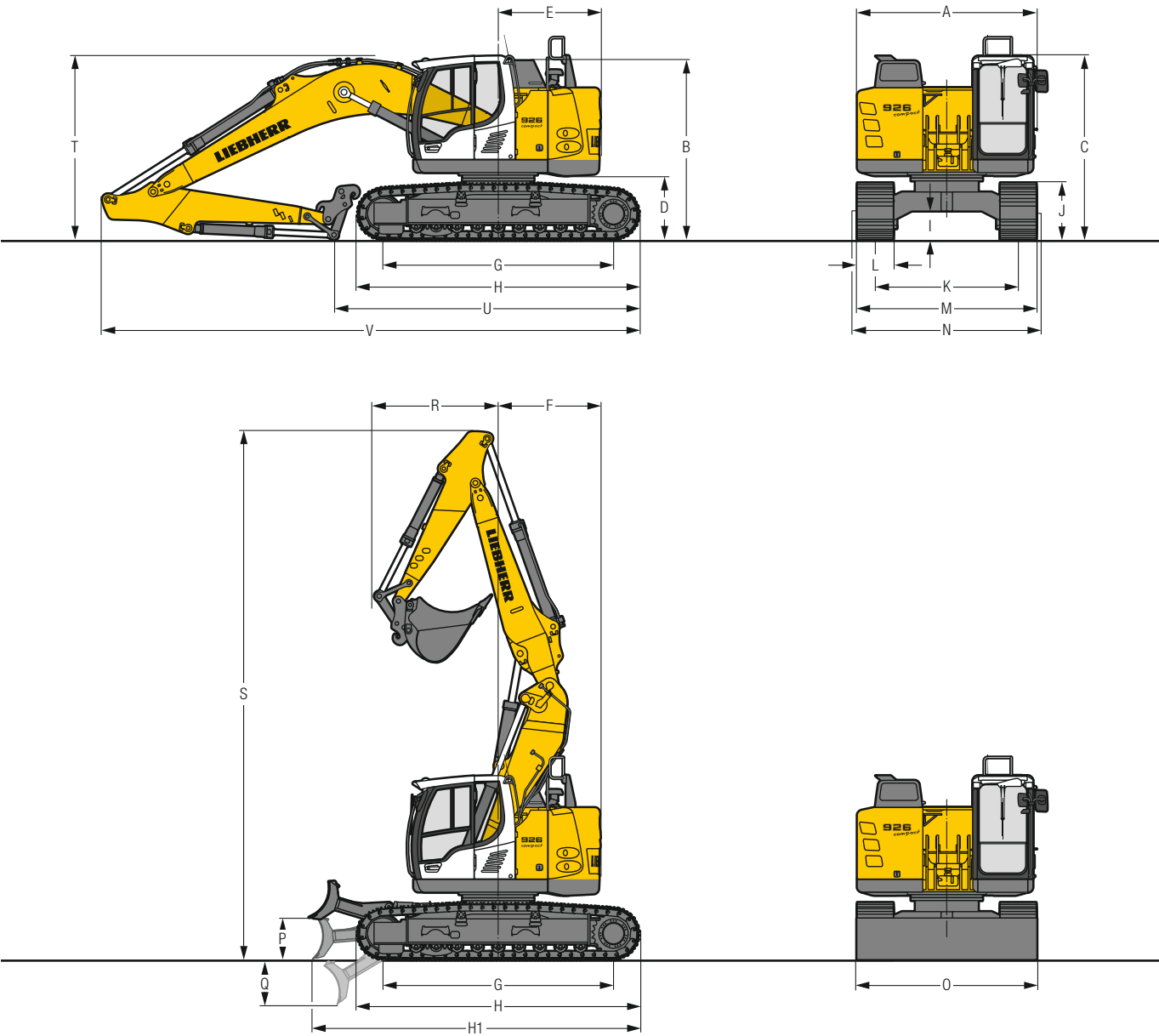
|                            |   |
|----------------------------|---|
| <b>Hydraulic cylinders</b> | Liebherr cylinders with seal and guidance systems |
| <b>Bearings</b>            | Sealed, low maintenance                           |
| <b>Lubrication</b>         | Liebherr central lubrication system               |

\* Valid for standard machine without operator's cab elevation and without height adjustable cab

\*\* For the risk assessment according to 2002/44/EC see ISO/TR 25398:2006



# Dimensions





|           |                                 | LC |       |       |        |        | mm     | LC with blade |       |       |        |        | mm     |
|-----------|---------------------------------|----|-------|-------|--------|--------|--------|---------------|-------|-------|--------|--------|--------|
| <b>A</b>  | Uppercarriage width             |    |       |       |        |        | 2,980  |               |       |       |        |        | 2,980  |
| <b>B</b>  | Uppercarriage height            |    |       |       |        |        | 2,990  |               |       |       |        |        | 2,990  |
| <b>C</b>  | Cab height                      |    |       |       |        |        | 3,085  |               |       |       |        |        | 3,085  |
| <b>D</b>  | Counterweight ground clearance  |    |       |       |        |        | 1,075  |               |       |       |        |        | 1,075  |
| <b>E</b>  | Rear-end length                 |    |       |       |        |        | 1,700  |               |       |       |        |        | 1,700  |
| <b>F</b>  | Tail swing radius               |    |       |       |        |        | 1,700  |               |       |       |        |        | 1,700  |
| <b>G</b>  | Wheelbase                       |    |       |       |        |        | 3,838  |               |       |       |        |        | 3,838  |
| <b>H</b>  | Undercarriage length            |    |       |       |        |        | 4,700  |               |       |       |        |        | 4,700  |
| <b>H1</b> | Undercarriage length with blade |    |       |       |        |        | –      |               |       |       |        |        | 5,440  |
| <b>I</b>  | Undercarriage ground clearance  |    |       |       |        |        | 465    |               |       |       |        |        | 465    |
| <b>J</b>  | Track height                    |    |       |       |        |        | 955    |               |       |       |        |        | 955    |
| <b>K</b>  | Track gauge                     |    |       |       |        |        | 2,380  |               |       |       |        |        | 2,380  |
| <b>L</b>  | Track pad width                 |    | 600   | 700   | 750    | 800    | 900    |               | 600   | 700   | 750    | 800    | 900    |
| <b>M</b>  | Width over tracks               |    | 2,980 | 3,080 | 3,130  | 3,180  | 3,280  |               | 2,980 | 3,080 | 3,130  | 3,180  | 3,280  |
| <b>N</b>  | Width over steps                |    | 2,920 | 2,920 | 3,120* | 3,220* | 3,220* |               | 2,920 | 2,920 | 3,120* | 3,220* | 3,220* |
| <b>O</b>  | Blade width                     |    |       |       |        |        | –      |               | 3,000 | 3,100 | –      | –      | –      |
| <b>P</b>  | Max. blade height               |    |       |       |        |        | –      |               |       |       |        |        | 675    |
| <b>Q</b>  | Max. blade depth                |    |       |       |        |        | –      |               |       |       |        |        | 760    |

\* width with removable steps

|                       |                     | Stick length<br>m | Mono boom 5.70 m<br>with quick coupler<br>mm | Two-piece boom 6.00 m<br>with quick coupler<br>mm | Mono boom offset 5.70 m<br>with quick coupler<br>mm |
|-----------------------|---------------------|-------------------|--|---|---|
| <b>R<sup>1)</sup></b> | Front swing radius  | 2.35              | 2,150  | 2,050   | 2,250   |
|                       |                     | 2.65              | 2,050  | 1,950   | 2,150   |
|                       |                     | 2.95              | 1,950  | 1,900   | 2,050   |
| <b>R<sup>2)</sup></b> | Front swing radius  | 2.35              | 2,200  | 2,100   | 2,300   |
|                       |                     | 2.65              | 2,100  | 2,000   | 2,200   |
|                       |                     | 2.95              | 2,000  | 1,950   | 2,100   |
| <b>S</b>              | Height with boom up |                   | 8,550  | 8,900   | 8,650   |
| <b>T</b>              | Boom height         | 2.35              | 3,000  | 3,050   | 2,950   |
|                       |                     | 2.65              | 3,050  | 3,100   | 2,950   |
|                       |                     | 2.95              | 3,050  | 3,150   | 2,950   |
| <b>U</b>              | Length on ground    | 2.35              | 5,650  | 6,050   | 5,700   |
|                       |                     | 2.65              | 5,350  | 5,800   | 5,400   |
|                       |                     | 2.95              | 5,100  | 5,550   | 5,100   |
| <b>V</b>              | Overall length      | 2.35              | 9,050  | 9,350   | 9,050   |
|                       |                     | 2.65              | 9,050  | 9,400   | 9,050   |
|                       |                     | 2.95              | 9,050  | 9,400   | 9,050   |
|                       | Bucket              |                   | 1.15 m <sup>3</sup>                          | 1.15 m <sup>3</sup>                               | 1.15 m <sup>3</sup>                                 |

<sup>1)</sup> without quick coupler with bucket

<sup>2)</sup> with quick coupler and bucket

## Transport Dimensions

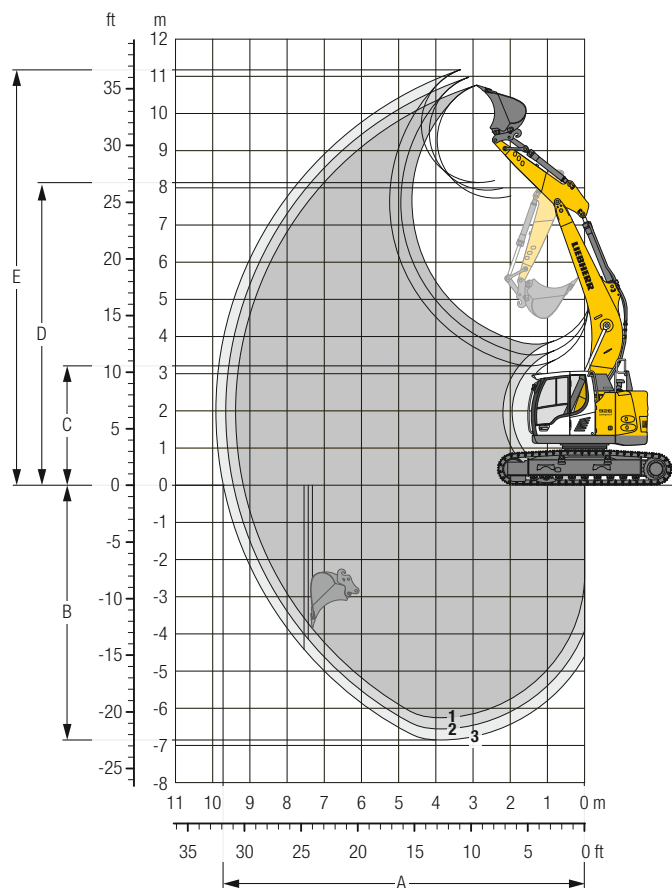
### removable elements disassembled

|                  | Stick<br>m | Mono boom 5.70 m<br>mm |       |       |       |       | Two-piece boom 6.00 m<br>mm |       |       |       |       | Mono boom offset 5.70 m<br>mm |       |       |       |       |
|------------------|------------|------------------------|-------|-------|-------|-------|-----------------------------|-------|-------|-------|-------|-------------------------------|-------|-------|-------|-------|
| Pad width        |            | 600                    | 700   | 750   | 800   | 900   | 600                         | 700   | 750   | 800   | 900   | 600                           | 700   | 750   | 800   | 900   |
| Transport width  |            | 2,980                  | 3,080 | 3,130 | 3,180 | 3,280 | 2,980                       | 3,080 | 3,130 | 3,180 | 3,280 | 2,980                         | 3,080 | 3,130 | 3,180 | 3,280 |
| Transport length | 2.35       |                        |       | 9,050 |       |       |                             |       | 9,350 |       |       |                               |       | 9,050 |       |       |
|                  | 2.65       |                        |       | 9,050 |       |       |                             |       | 9,400 |       |       |                               |       | 9,050 |       |       |
|                  | 2.95       |                        |       | 9,050 |       |       |                             |       | 9,400 |       |       |                               |       | 9,050 |       |       |
| Transport height | 2.35       |                        |       | 3,085 |       |       |                             |       | 3,085 |       |       |                               |       | 3,085 |       |       |
|                  | 2.65       |                        |       | 3,085 |       |       |                             |       | 3,100 |       |       |                               |       | 3,085 |       |       |
|                  | 2.95       |                        |       | 3,085 |       |       |                             |       | 3,150 |       |       |                               |       | 3,085 |       |       |



# Backhoe Bucket

with Mono Boom 5.70 m and Counterweight 5.7 t



## Digging Envelope

| with quick coupler           |   | 1     | 2     | 3     |
|------------------------------|---|-------|-------|-------|
| Stick length                 | m | 2.35  | 2.65  | 2.95  |
| A Max. reach at ground level | m | 9.18  | 9.45  | 9.72  |
| B Max. digging depth         | m | 6.26  | 6.56  | 6.86  |
| C Min. dumping height        | m | 3.80  | 3.50  | 3.21  |
| D Max. dumping height        | m | 7.72  | 7.93  | 8.14  |
| E Max. cutting height        | m | 10.76 | 10.97 | 11.18 |

## Forces

| without quick coupler            |    | 1   | 2   | 3   |
|----------------------------------|----|-----|-----|-----|
| Stick digging force (ISO 6015)   | kN | 120 | 110 | 102 |
| Bucket digging force (ISO 6015)  | kN | 140 | 140 | 140 |
| Stick digging force (SAE J1179)  | kN | 113 | 105 | 97  |
| Bucket digging force (SAE J1179) | kN | 125 | 125 | 125 |

## Operating Weight and Ground Pressure

The operating weight includes the basic machine with counterweight 5.7 t, mono boom 5.70 m, stick 2.95 m, quick coupler SWA 48 and bucket 1.15 m<sup>3</sup> (785 kg).

| Undercarriage   |                    | LC     |        |        |        |        |
|-----------------|--------------------|--------|--------|--------|--------|--------|
| Pad width       | mm                 | 600    | 700    | 750    | 800    | 900    |
| Weight          | kg                 | 25,550 | 26,050 | 26,250 | 26,350 | 26,800 |
| Ground pressure | kg/cm <sup>2</sup> | 0.51   | 0.45   | 0.42   | 0.39   | 0.35   |

| Undercarriage   |                    | LC with blade |        |        |        |        |
|-----------------|--------------------|---------------|--------|--------|--------|--------|
| Pad width       | mm                 | 600           | 700    | 750    | 800    | 900    |
| Weight          | kg                 | 27,300        | 27,800 | 28,000 | 28,100 | 28,550 |
| Ground pressure | kg/cm <sup>2</sup> | 0.55          | 0.48   | 0.45   | 0.42   | 0.38   |



## Buckets Machine stability per ISO 10567\* (75% of tipping capacity)

|                   | Cutting width<br>mm | Capacity<br>ISO 7451<br>m³ | Weight <sup>3)</sup><br>kg | Weight <sup>4)</sup><br>kg | LC-Undercarriage<br>(with track pads 600 mm) |      |      |                    |      |      | LC-Undercarriage with blade<br>(with track pads 600 mm) |      |      |                    |      |      |
|-------------------|---------------------|----------------------------|----------------------------|----------------------------|--|------|------|--------------------|------|------|---|------|------|--------------------|------|------|
|                   |                     |                            |                            |                            | Stick length (m)                             |      |      |                    |      |      | Stick length (m)  |      |      |                    |      |      |
|                   |                     |                            |                            |                            | without quick coupler                        |      |      | with quick coupler |      |      | without quick coupler                                   |      |      | with quick coupler |      |      |
|                   |                     |                            |                            |                            | 2.35   | 2.65 | 2.95 | 2.35               | 2.65 | 2.95 | 2.35  | 2.65 | 2.95 | 2.35               | 2.65 | 2.95 |
| STD <sup>1)</sup> | 650                 | 0.55                       | 480                        | 515                        | ▲  | ▲    | ▲    | ▲                  | ▲    | ▲    | ▲   | ▲    | ▲    | ▲                  | ▲    | ▲    |
|                   | 850                 | 0.60                       | 520                        | 550                        | ▲  | ▲    | ▲    | ▲                  | ▲    | ▲    | ▲   | ▲    | ▲    | ▲                  | ▲    | ▲    |
|                   | 1,050               | 0.80                       | 600                        | 635                        | ▲  | ▲    | ▲    | ▲                  | ▲    | ▲    | ▲   | ▲    | ▲    | ▲                  | ▲    | ▲    |
|                   | 1,250               | 1.00                       | 685                        | 715                        | ▲  | ▲    | ▲    | ▲                  | ▲    | ▲    | ▲   | ▲    | ▲    | ▲                  | ▲    | ▲    |
|                   | 1,400               | 1.15                       | 755                        | 785                        | ▲  | ▲    | ▲    | ▲                  | ▲    | ▲    | ▲   | ▲    | ▲    | ▲                  | ▲    | ▲    |
|                   | 1,250               | 1.25                       | 890                        | 925                        | ▲  | ▲    | ■    | ▲                  | ■    | ▲    | ▲   | ▲    | ▲    | ▲                  | ▲    | ▲    |
|                   | 1,400               | 1.35                       | 850                        | 885                        | ▲  | ■    | ■    | ■                  | ■    | ▲    | ▲   | ▲    | ■    | ▲                  | ▲    | ■    |
|                   | 1,400               | 1.50                       | 950                        | 980                        | ■  | ▲    | ■    | ▲                  | ■    | △    | ▲   | ■    | ▲    | ■                  | ▲    | ▲    |
| HD <sup>2)</sup>  | 650                 | 0.55                       | 545                        | 575                        | ▲  | ▲    | ▲    | ▲                  | ▲    | ▲    | ▲   | ▲    | ▲    | ▲                  | ▲    | ▲    |
|                   | 850                 | 0.60                       | 585                        | 615                        | ▲  | ▲    | ▲    | ▲                  | ▲    | ▲    | ▲   | ▲    | ▲    | ▲                  | ▲    | ▲    |
|                   | 1,050               | 0.80                       | 675                        | 705                        | ▲  | ▲    | ▲    | ▲                  | ▲    | ▲    | ▲   | ▲    | ▲    | ▲                  | ▲    | ▲    |
|                   | 1,250               | 1.00                       | 770                        | 800                        | ▲  | ▲    | ▲    | ▲                  | ▲    | ▲    | ▲   | ▲    | ▲    | ▲                  | ▲    | ▲    |
|                   | 1,400               | 1.15                       | 850                        | 880                        | ▲  | ▲    | ▲    | ▲                  | ▲    | ■    | ▲   | ▲    | ▲    | ▲                  | ▲    | ▲    |
|                   | 1,250               | 1.25                       | 975                        | 1,005                      | ▲  | ▲    | ■    | ▲                  | ■    | ▲    | ▲   | ▲    | ▲    | ▲                  | ▲    | ■    |
|                   | 1,400               | 1.35                       | 935                        | 965                        | ▲  | ■    | ▲    | ■                  | ▲    | ■    | ▲   | ▲    | ■    | ▲                  | ■    | ■    |
|                   | 1,400               | 1.50                       | 1,090                      | 1,120                      | ▲  | ■    | ■    | ▲                  | ■    | △    | ■   | ■    | ▲    | ■                  | ▲    | ■    |

\* Indicated loads are based on ISO 10567, at maximum reach, and may be swung 360° on firm and even ground

<sup>1)</sup> Standard bucket with teeth Uni 35-3

<sup>2)</sup> HD bucket with teeth Uni 35-3

<sup>3)</sup> Bucket for direct mounting

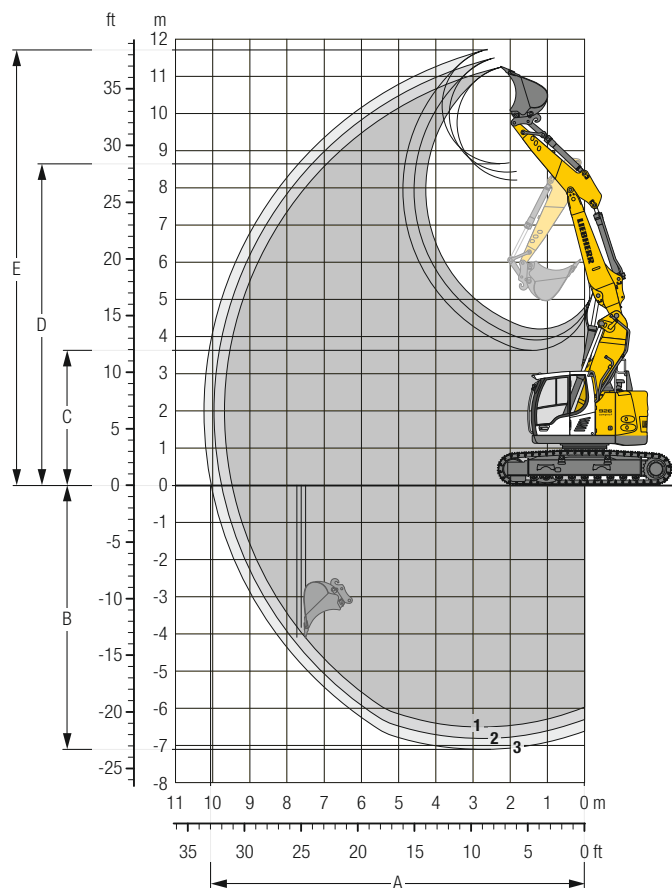
<sup>4)</sup> Bucket for mounting to quick coupler

Other buckets available upon request

Max. material weight ▲ = ≤ 2.0 t/m³, ■ = ≤ 1.8 t/m³, ▲ = ≤ 1.65 t/m³, ■ = ≤ 1.5 t/m³, △ = ≤ 1.2 t/m³

# Backhoe Bucket

with Two-Piece Boom 6.00 m and Counterweight 5.7 t



## Digging Envelope

| with quick coupler           |   | 1     | 2     | 3     |
|------------------------------|---|-------|-------|-------|
| Stick length                 | m | 2.35  | 2.65  | 2.95  |
| A Max. reach at ground level | m | 9.48  | 9.77  | 10.04 |
| B Max. digging depth         | m | 6.50  | 6.81  | 7.11  |
| C Min. dumping height        | m | 4.20  | 3.91  | 3.62  |
| D Max. dumping height        | m | 8.21  | 8.42  | 8.67  |
| E Max. cutting height        | m | 11.25 | 11.49 | 11.72 |

## Forces

| without quick coupler            |    | 1   | 2   | 3   |
|----------------------------------|----|-----|-----|-----|
| Stick digging force (ISO 6015)   | kN | 120 | 110 | 102 |
| Bucket digging force (ISO 6015)  | kN | 140 | 140 | 140 |
| Stick digging force (SAE J1179)  | kN | 113 | 105 | 97  |
| Bucket digging force (SAE J1179) | kN | 125 | 125 | 125 |

## Operating Weight and Ground Pressure

The operating weight includes the basic machine with counterweight 5.7 t, two-piece boom 6.00 m, stick 2.95 m, quick coupler SWA 48 and bucket 1.15 m<sup>3</sup> (785 kg).

| Undercarriage   |                    | LC     |        |        |        |        |
|-----------------|--------------------|--------|--------|--------|--------|--------|
| Pad width       | mm                 | 600    | 700    | 750    | 800    | 900    |
| Weight          | kg                 | 26,650 | 27,150 | 27,350 | 27,450 | 27,900 |
| Ground pressure | kg/cm <sup>2</sup> | 0.53   | 0.47   | 0.44   | 0.41   | 0.37   |

| Undercarriage   |                    | LC with blade |        |        |        |        |
|-----------------|--------------------|---------------|--------|--------|--------|--------|
| Pad width       | mm                 | 600           | 700    | 750    | 800    | 900    |
| Weight          | kg                 | 28,400        | 28,900 | 29,100 | 29,200 | 29,650 |
| Ground pressure | kg/cm <sup>2</sup> | 0.57          | 0.50   | 0.47   | 0.44   | 0.40   |



## Buckets Machine stability per ISO 10567\* (75% of tipping capacity)

|                   | Cutting width<br>mm | Capacity<br>ISO 7451<br>m³ | Weight <sup>3)</sup><br>kg | Weight <sup>4)</sup><br>kg | LC-Undercarriage<br>(with track pads 600 mm) |      |      |                    |      |      | LC-Undercarriage with blade<br>(with track pads 600 mm) |      |      |                    |      |      |
|-------------------|---------------------|----------------------------|----------------------------|----------------------------|--|------|------|--------------------|------|------|---|------|------|--------------------|------|------|
|                   |                     |                            |                            |                            | Stick length (m)                             |      |      |                    |      |      | Stick length (m)  |      |      |                    |      |      |
|                   |                     |                            |                            |                            | without quick coupler                        |      |      | with quick coupler |      |      | without quick coupler                                   |      |      | with quick coupler |      |      |
|                   |                     |                            |                            |                            | 2.35   | 2.65 | 2.95 | 2.35               | 2.65 | 2.95 | 2.35  | 2.65 | 2.95 | 2.35               | 2.65 | 2.95 |
| STD <sup>1)</sup> | 650                 | 0.55                       | 480                        | 515                        | ▲  | ▲    | ▲    | ▲                  | ▲    | ▲    | ▲   | ▲    | ▲    | ▲                  | ▲    | ▲    |
|                   | 850                 | 0.60                       | 520                        | 550                        | ▲  | ▲    | ▲    | ▲                  | ▲    | ▲    | ▲   | ▲    | ▲    | ▲                  | ▲    | ▲    |
|                   | 1,050               | 0.80                       | 600                        | 635                        | ▲  | ▲    | ▲    | ▲                  | ▲    | ▲    | ▲   | ▲    | ▲    | ▲                  | ▲    | ▲    |
|                   | 1,250               | 1.00                       | 685                        | 715                        | ▲  | ▲    | ▲    | ▲                  | ▲    | ▲    | ▲   | ▲    | ▲    | ▲                  | ▲    | ▲    |
|                   | 1,400               | 1.15                       | 755                        | 785                        | ▲  | ▲    | ■    | ▲                  | ■    | ▲    | ▲   | ▲    | ▲    | ▲                  | ▲    | ■    |
|                   | 1,250               | 1.25                       | 890                        | 925                        | ■  | ▲    | ▲    | ▲                  | ▲    | ■    | ▲   | ■    | ■    | ▲                  | ■    | ▲    |
|                   | 1,400               | 1.35                       | 850                        | 885                        | ▲  | ▲    | ■    | ▲                  | ■    | △    | ■   | ■    | ▲    | ■                  | ▲    | ■    |
|                   | 1,400               | 1.50                       | 950                        | 980                        | ■  | △    | △    | △                  | △    | △    | ▲   | ■    | ■    | ■                  | ■    | △    |
| HD <sup>2)</sup>  | 650                 | 0.55                       | 545                        | 575                        | ▲  | ▲    | ▲    | ▲                  | ▲    | ▲    | ▲   | ▲    | ▲    | ▲                  | ▲    | ▲    |
|                   | 850                 | 0.60                       | 585                        | 615                        | ▲  | ▲    | ▲    | ▲                  | ▲    | ▲    | ▲   | ▲    | ▲    | ▲                  | ▲    | ▲    |
|                   | 1,050               | 0.80                       | 675                        | 705                        | ▲  | ▲    | ▲    | ▲                  | ▲    | ▲    | ▲   | ▲    | ▲    | ▲                  | ▲    | ▲    |
|                   | 1,250               | 1.00                       | 770                        | 800                        | ▲  | ▲    | ▲    | ▲                  | ▲    | ▲    | ▲   | ▲    | ▲    | ▲                  | ▲    | ▲    |
|                   | 1,400               | 1.15                       | 850                        | 880                        | ▲  | ■    | ■    | ■                  | ■    | ▲    | ▲   | ▲    | ▲    | ▲                  | ▲    | ■    |
|                   | 1,250               | 1.25                       | 975                        | 1,005                      | ■  | ▲    | ■    | ▲                  | ■    | △    | ▲   | ■    | ■    | ■                  | ■    | ▲    |
|                   | 1,400               | 1.35                       | 935                        | 965                        | ▲  | ■    | ■    | ■                  | ■    | △    | ■   | ■    | ▲    | ■                  | ▲    | ■    |
|                   | 1,400               | 1.50                       | 1,090                      | 1,120                      | △  | △    | △    | △                  | △    | —    | ▲   | ■    | △    | ■                  | △    | △    |

\* Indicated loads are based on ISO 10567, at maximum reach, and may be swung 360° on firm and even ground

<sup>1)</sup> Standard bucket with teeth Uni 35-3

<sup>2)</sup> HD bucket with teeth Uni 35-3

<sup>3)</sup> Bucket for direct mounting

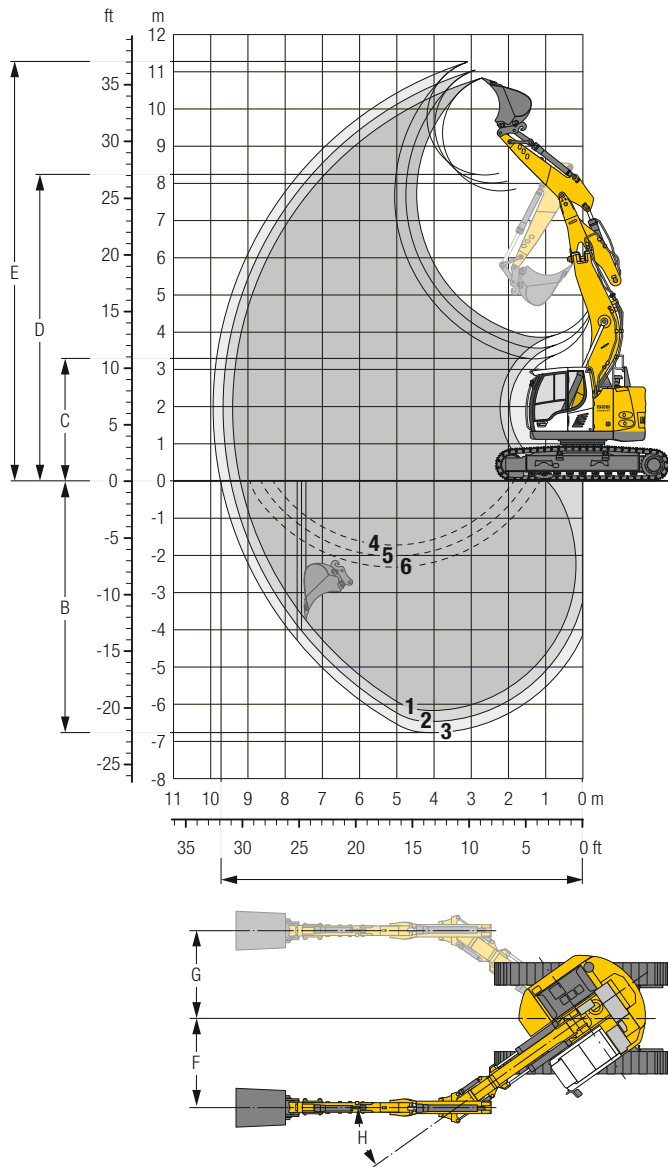
<sup>4)</sup> Bucket for mounting to quick coupler

Other buckets available upon request

Max. material weight ▲ = ≤ 2.0 t/m³, ■ = ≤ 1.8 t/m³, ▲ = ≤ 1.65 t/m³, ■ = ≤ 1.5 t/m³, △ = ≤ 1.2 t/m³, — = not authorised

# Backhoe Bucket

with Mono Boom Offset 5.70 m and Counterweight 5.7 t



## Digging Envelope

| with quick coupler           |   | 1     | 2     | 3     |
|------------------------------|---|-------|-------|-------|
| Stick length                 | m | 2.35  | 2.65  | 2.95  |
| A Max. reach at ground level | m | 9.20  | 9.47  | 9.74  |
| B Max. digging depth         | m | 6.17  | 6.47  | 6.77  |
| C Min. dumping height        | m | 3.87  | 3.58  | 3.29  |
| D Max. dumping height        | m | 7.80  | 8.02  | 8.24  |
| E Max. cutting height        | m | 10.84 | 11.05 | 11.26 |
| F Max. offset right          | m |       | 2.40  |       |
| G Max. offset left           | m |       | 2.40  |       |
| H Max. offset angle          | ° |       | 35    |       |

1 with stick 2.35 m  
2 with stick 2.65 m  
3 with stick 2.95 m  
with set straight boom

4 with stick 2.35 m  
5 with stick 2.65 m  
6 with stick 2.95 m  
at max. attachment offset  
with vertical ditch walls

## Forces

| without quick coupler            |    | 1   | 2   | 3   |
|----------------------------------|----|-----|-----|-----|
| Stick digging force (ISO 6015)   | kN | 120 | 110 | 102 |
| Bucket digging force (ISO 6015)  | kN | 140 | 140 | 140 |
| Stick digging force (SAE J1179)  | kN | 113 | 105 | 97  |
| Bucket digging force (SAE J1179) | kN | 125 | 125 | 125 |

## Operating Weight and Ground Pressure

The operating weight includes the basic machine with counterweight 5.7 t, mono boom offset 5.70 m, stick 2.95 m, quick coupler SWA 48 and bucket 1.15 m<sup>3</sup> (785 kg).

| Undercarriage   |                    | LC     |        |        |        |        |
|-----------------|--------------------|--------|--------|--------|--------|--------|
| Pad width       | mm                 | 600    | 700    | 750    | 800    | 900    |
| Weight          | kg                 | 26,400 | 26,750 | 26,950 | 27,050 | 27,500 |
| Ground pressure | kg/cm <sup>2</sup> | 0.52   | 0.46   | 0.43   | 0.40   | 0.36   |

| Undercarriage   |                    | LC with blade |        |        |        |        |
|-----------------|--------------------|---------------|--------|--------|--------|--------|
| Pad width       | mm                 | 600           | 700    | 750    | 800    | 900    |
| Weight          | kg                 | 28,000        | 28,500 | 28,700 | 28,800 | 29,250 |
| Ground pressure | kg/cm <sup>2</sup> | 0.56          | 0.49   | 0.46   | 0.43   | 0.39   |



## Buckets Machine stability per ISO 10567\* (75% of tipping capacity)

|                   | Cutting width<br>mm | Capacity<br>ISO 7451<br>m³ | Weight <sup>3)</sup><br>kg | Weight <sup>4)</sup><br>kg | LC-Undercarriage<br>(with track pads 600 mm) |      |      |                    |      |      | LC-Undercarriage with blade<br>(with track pads 600 mm) |      |      |                    |      |      |
|-------------------|---------------------|----------------------------|----------------------------|----------------------------|--|------|------|--------------------|------|------|---|------|------|--------------------|------|------|
|                   |                     |                            |                            |                            | Stick length (m)                             |      |      |                    |      |      | Stick length (m)  |      |      |                    |      |      |
|                   |                     |                            |                            |                            | without quick coupler                        |      |      | with quick coupler |      |      | without quick coupler                                   |      |      | with quick coupler |      |      |
|                   |                     |                            |                            |                            | 2.35   | 2.65 | 2.95 | 2.35               | 2.65 | 2.95 | 2.35  | 2.65 | 2.95 | 2.35               | 2.65 | 2.95 |
| STD <sup>1)</sup> | 650                 | 0.55                       | 480                        | 515                        | ▲  | ▲    | ▲    | ▲                  | ▲    | ▲    | ▲   | ▲    | ▲    | ▲                  | ▲    | ▲    |
|                   | 850                 | 0.60                       | 520                        | 550                        | ▲  | ▲    | ▲    | ▲                  | ▲    | ▲    | ▲   | ▲    | ▲    | ▲                  | ▲    | ▲    |
|                   | 1,050               | 0.80                       | 600                        | 635                        | ▲  | ▲    | ▲    | ▲                  | ▲    | ▲    | ▲   | ▲    | ▲    | ▲                  | ▲    | ▲    |
|                   | 1,250               | 1.00                       | 685                        | 715                        | ▲  | ▲    | ▲    | ▲                  | ▲    | ▲    | ▲   | ▲    | ▲    | ▲                  | ▲    | ▲    |
|                   | 1,400               | 1.15                       | 755                        | 785                        | ▲  | ▲    | ■    | ▲                  | ▲    | ■    | ▲   | ▲    | ▲    | ▲                  | ▲    | ▲    |
|                   | 1,250               | 1.25                       | 890                        | 925                        | ■  | ■    | ▲    | ■                  | ▲    | ■    | ▲   | ▲    | ■    | ▲                  | ■    | ■    |
|                   | 1,400               | 1.35                       | 850                        | 885                        | ■  | ▲    | ■    | ▲                  | ■    | △    | ▲   | ■    | ■    | ■                  | ■    | ▲    |
|                   | 1,400               | 1.50                       | 950                        | 980                        | ■  | ■    | △    | ■                  | △    | △    | ■   | ▲    | ■    | ▲                  | ■    | △    |
| HD <sup>2)</sup>  | 650                 | 0.55                       | 545                        | 575                        | ▲  | ▲    | ▲    | ▲                  | ▲    | ▲    | ▲   | ▲    | ▲    | ▲                  | ▲    | ▲    |
|                   | 850                 | 0.60                       | 585                        | 615                        | ▲  | ▲    | ▲    | ▲                  | ▲    | ▲    | ▲   | ▲    | ▲    | ▲                  | ▲    | ▲    |
|                   | 1,050               | 0.80                       | 675                        | 705                        | ▲  | ▲    | ▲    | ▲                  | ▲    | ▲    | ▲   | ▲    | ▲    | ▲                  | ▲    | ▲    |
|                   | 1,250               | 1.00                       | 770                        | 800                        | ▲  | ▲    | ▲    | ▲                  | ▲    | ▲    | ▲   | ▲    | ▲    | ▲                  | ▲    | ▲    |
|                   | 1,400               | 1.15                       | 850                        | 880                        | ▲  | ▲    | ■    | ▲                  | ■    | ▲    | ▲   | ▲    | ▲    | ▲                  | ▲    | ■    |
|                   | 1,250               | 1.25                       | 975                        | 1,005                      | ■  | ■    | ▲    | ■                  | ▲    | ■    | ▲   | ▲    | ■    | ▲                  | ■    | ▲    |
|                   | 1,400               | 1.35                       | 935                        | 965                        | ■  | ▲    | ■    | ▲                  | ■    | △    | ▲   | ■    | ▲    | ■                  | ▲    | ▲    |
|                   | 1,400               | 1.50                       | 1,090                      | 1,120                      | ■  | △    | △    | △                  | △    | △    | ▲   | ■    | ■    | ▲                  | ■    | △    |

\* Indicated loads are based on ISO 10567, at maximum reach, and may be swung 360° on firm and even ground

<sup>1)</sup> Standard bucket with teeth Uni 35-3

<sup>2)</sup> HD bucket with teeth Uni 35-3

<sup>3)</sup> Bucket for direct mounting

<sup>4)</sup> Bucket for mounting to quick coupler

Other buckets available upon request

Max. material weight ▲ = ≤ 2.0 t/m³, ■ = ≤ 1.8 t/m³, ▲ = ≤ 1.65 t/m³, ■ = ≤ 1.5 t/m³, △ = ≤ 1.2 t/m³

# Lift Capacities

with Mono Boom 5.70 m, Counterweight 5.7 t and Track Pads 600 mm

## Stick 2.35 m

| Under-carriage | m    | 3.0 m |       | 4.5 m |       | 6.0 m |      | 7.5 m |     | m    |      |
|----------------|------|-------|-------|-------|-------|-------|------|-------|-----|------|------|
|                |      |       |       |       |       |       |      |       |     |      |      |
| LC             | 9.0  | 7.4*  | 7.4*  |       |       |       |      |       |     | 7.0* | 7.0* |
|                | 7.5  |       |       | 6.8*  | 6.8*  |       |      |       |     | 5.7* | 5.7* |
|                | 6.0  | 8.7*  | 8.7*  | 7.2*  | 7.2*  | 5.2   | 6.4* |       |     | 4.3  | 5.3* |
|                | 4.5  | 12.2* | 12.2* | 7.7   | 8.4*  | 5.0   | 6.8* |       |     | 3.6  | 5.4* |
|                | 3.0  |       |       | 7.1   | 9.9*  | 4.7   | 7.5* | 3.4   | 5.8 | 3.2  | 5.5  |
|                | 1.5  |       |       | 6.6   | 10.9* | 4.5   | 8.0  | 3.3   | 5.7 | 3.1  | 5.4  |
|                | 0    |       |       | 6.4   | 10.8* | 4.3   | 7.8  | 3.2   | 5.6 | 3.2  | 5.6  |
|                | -1.5 | 11.4* | 11.4* | 6.4   | 9.9*  | 4.3   | 7.5* |       |     | 3.5  | 6.1* |
|                | -3.0 | 10.2* | 10.2* | 6.5   | 8.1*  | 4.4   | 5.9* |       |     | 4.4  | 5.9* |
|                | -4.5 | 5.8*  | 5.8*  |       |       |       |      |       |     | 4.6* | 4.6* |
| LC with blade  | 9.0  | 7.4*  | 7.4*  |       |       |       |      |       |     | 7.0* | 7.0* |
|                | 7.5  |       |       | 6.8*  | 6.8*  |       |      |       |     | 5.7* | 5.7* |
|                | 6.0  | 8.7*  | 8.7*  | 7.2*  | 7.2*  | 5.5   | 6.4* |       |     | 4.6  | 5.3* |
|                | 4.5  | 12.2* | 12.2* | 8.2   | 8.4*  | 5.3   | 6.8* |       |     | 3.9  | 5.4* |
|                | 3.0  |       |       | 7.6   | 9.9*  | 5.1   | 7.5* | 3.7   | 6.0 | 3.5  | 5.6  |
|                | 1.5  |       |       | 7.1   | 10.9* | 4.8   | 8.0* | 3.6   | 5.8 | 3.4  | 5.5  |
|                | 0    |       |       | 6.9   | 10.8* | 4.7   | 8.0  | 3.5   | 5.8 | 3.5  | 5.7  |
|                | -1.5 | 11.4* | 11.4* | 6.9   | 9.9*  | 4.7   | 7.5* |       |     | 3.8  | 6.1* |
|                | -3.0 | 10.2* | 10.2* | 7.0   | 8.1*  | 4.8   | 5.9* |       |     | 4.7  | 5.9* |
|                | -4.5 | 5.8*  | 5.8*  |       |       |       |      |       |     | 4.6* | 4.6* |

## Stick 2.65 m

| Under-carriage | m    | 3.0 m |       | 4.5 m |       | 6.0 m |      | 7.5 m |      | m    |      |
|----------------|------|-------|-------|-------|-------|-------|------|-------|------|------|------|
|                |      |       |       |       |       |       |      |       |      |      |      |
| LC             | 9.0  |       |       |       |       |       |      |       |      | 5.8* | 5.8* |
|                | 7.5  |       |       | 6.4*  | 6.4*  |       |      |       |      | 4.9* | 4.9* |
|                | 6.0  | 7.3*  | 7.3*  | 6.8*  | 6.8*  | 5.2   | 6.1* |       |      | 4.0  | 4.7* |
|                | 4.5  | 11.2* | 11.2* | 7.8   | 8.0*  | 5.0   | 6.6* | 3.5   | 5.6* | 3.4  | 4.7* |
|                | 3.0  |       |       | 7.2   | 9.6*  | 4.8   | 7.3* | 3.4   | 5.8  | 3.1  | 4.9* |
|                | 1.5  |       |       | 6.7   | 10.7* | 4.5   | 7.9* | 3.3   | 5.7  | 3.0  | 5.1  |
|                | 0    | 5.7*  | 5.7*  | 6.4   | 10.9* | 4.3   | 7.8  | 3.2   | 5.6  | 3.0  | 5.3  |
|                | -1.5 | 10.8* | 10.8* | 6.4   | 10.1* | 4.3   | 7.6* |       |      | 3.3  | 5.8  |
|                | -3.0 | 11.1* | 11.1* | 6.5   | 8.5*  | 4.3   | 6.3* |       |      | 4.0  | 5.8* |
|                | -4.5 | 7.0*  | 7.0*  | 5.4*  | 5.4*  |       |      |       |      | 5.0* | 5.0* |
| LC with blade  | 9.0  |       |       |       |       |       |      |       |      | 5.8* | 5.8* |
|                | 7.5  |       |       | 6.4*  | 6.4*  |       |      |       |      | 4.9* | 4.9* |
|                | 6.0  | 7.3*  | 7.3*  | 6.8*  | 6.8*  | 5.6   | 6.1* |       |      | 4.3  | 4.7* |
|                | 4.5  | 11.2* | 11.2* | 8.0*  | 8.0*  | 5.4   | 6.6* | 3.8   | 5.6* | 3.7  | 4.7* |
|                | 3.0  |       |       | 7.7   | 9.6*  | 5.1   | 7.3* | 3.7   | 6.0  | 3.3  | 4.9* |
|                | 1.5  |       |       | 7.2   | 10.7* | 4.9   | 7.9* | 3.6   | 5.8  | 3.2  | 5.2  |
|                | 0    | 5.7*  | 5.7*  | 6.9   | 10.9* | 4.7   | 7.9  | 3.5   | 5.7  | 3.3  | 5.4  |
|                | -1.5 | 10.8* | 10.8* | 6.9   | 10.1* | 4.6   | 7.6* |       |      | 3.6  | 5.9  |
|                | -3.0 | 11.1* | 11.1* | 7.0   | 8.5*  | 4.7   | 6.3* |       |      | 4.4  | 5.8* |
|                | -4.5 | 7.0*  | 7.0*  | 5.4*  | 5.4*  |       |      |       |      | 5.0* | 5.0* |

## Stick 2.95 m

| Under-carriage | m    | 3.0 m |       | 4.5 m |       | 6.0 m |      | 7.5 m |      | m    |      |
|----------------|------|-------|-------|-------|-------|-------|------|-------|------|------|------|
|                |      |       |       |       |       |       |      |       |      |      |      |
| LC             | 9.0  |       |       |       |       |       |      |       |      | 5.0* | 5.0* |
|                | 7.5  |       |       | 5.9*  | 5.9*  | 4.9*  | 4.9* |       |      | 4.3* | 4.3* |
|                | 6.0  |       |       | 6.4*  | 6.4*  | 5.3   | 5.8* |       |      | 3.8  | 4.1* |
|                | 4.5  | 10.3* | 10.3* | 7.6*  | 7.6*  | 5.1   | 6.4* | 3.5   | 5.7* | 3.2  | 4.1* |
|                | 3.0  |       |       | 7.3   | 9.3*  | 4.8   | 7.1* | 3.4   | 5.9  | 2.9  | 4.3* |
|                | 1.5  |       |       | 6.7   | 10.5* | 4.5   | 7.7* | 3.3   | 5.7  | 2.8  | 4.7* |
|                | 0    | 6.2*  | 6.2*  | 6.4   | 10.9* | 4.3   | 7.8  | 3.2   | 5.6  | 2.9  | 5.0  |
|                | -1.5 | 10.3* | 10.3* | 6.3   | 10.3* | 4.2   | 7.7  | 3.2   | 5.6  | 3.1  | 5.5  |
|                | -3.0 | 11.9* | 11.9* | 6.4   | 8.9*  | 4.3   | 6.7* |       |      | 3.7  | 5.7* |
|                | -4.5 | 8.2*  | 8.2*  | 6.2*  | 6.2*  |       |      |       |      | 5.1* | 5.1* |
| LC with blade  | 9.0  |       |       |       |       |       |      |       |      | 5.0* | 5.0* |
|                | 7.5  |       |       | 5.9*  | 5.9*  | 4.9*  | 4.9* |       |      | 4.3* | 4.3* |
|                | 6.0  |       |       | 6.4*  | 6.4*  | 5.6   | 5.8* |       |      | 4.1  | 4.1* |
|                | 4.5  | 10.3* | 10.3* | 7.6*  | 7.6*  | 5.4   | 6.4* | 3.8   | 5.7* | 3.5  | 4.1* |
|                | 3.0  |       |       | 7.8   | 9.3*  | 5.1   | 7.1* | 3.7   | 6.0  | 3.2  | 4.3* |
|                | 1.5  |       |       | 7.2   | 10.5* | 4.9   | 7.7* | 3.6   | 5.8  | 3.0  | 4.7* |
|                | 0    | 6.2*  | 6.2*  | 6.9   | 10.9* | 4.7   | 7.9  | 3.5   | 5.7  | 3.1  | 5.1  |
|                | -1.5 | 10.3* | 10.3* | 6.8   | 10.3* | 4.6   | 7.7* | 3.4   | 5.7  | 3.4  | 5.6  |
|                | -3.0 | 11.9* | 11.9* | 6.9   | 8.9*  | 4.6   | 6.7* |       |      | 4.0  | 5.7* |
|                | -4.5 | 8.2*  | 8.2*  | 6.2*  | 6.2*  |       |      |       |      | 5.1* | 5.1* |

Height Can be slewed through 360° In longitudinal position of undercarriage Max. reach \* Limited by hydr. capacity

The load values are quoted in tons (t) at stick end (without bucket), and may be swung 360° on firm and even ground. Adjacent values are valid for the undercarriage when in the longitudinal position. Capacities are valid for 600 mm wide track pads. Indicated loads are based on ISO 10567 standard and do not exceed 75 % of tipping or 87 % of hydraulic capacity (indicated via \*). Without bucket cylinder, link and lever the lift capacities will increase by 280 kg. Lifting capacity of the excavator is limited by machine stability and hydraulic capacity.

According to European Standard, EN 474-5: In the European Union excavators have to be equipped with an overload warning device, a load diagram and automatic safety check valves on hoist cylinders and stick cylinder(s), when they are used for lifting operations which require the use of lifting accessories.



# Lift Capacities

with Two-Piece Boom 6.00 m, Counterweight 5.7 t and Track Pads 600 mm

## Stick 2.35 m

| Under-carriage | m    | 3.0 m |       | 4.5 m |       | 6.0 m |      | 7.5 m |      | m    |      |
|----------------|------|-------|-------|-------|-------|-------|------|-------|------|------|------|
|                |      |       |       |       |       |       |      |       |      |      |      |
| LC             | 9.0  | 8.1*  | 8.1*  |       |       |       |      |       |      | 6.5* | 6.5* |
|                | 7.5  | 8.1*  | 8.1*  | 7.7*  | 7.7*  |       |      |       |      | 5.4  | 5.5* |
|                | 6.0  | 9.4*  | 9.4*  | 8.1*  | 8.1*  | 5.4   | 6.8* |       |      | 3.9  | 5.2* |
|                | 4.5  | 13.6* | 13.6* | 8.0   | 9.2*  | 5.4   | 7.2* | 3.5   | 6.0  | 3.2  | 5.3* |
|                | 3.0  | 13.8* | 13.8* | 7.9   | 10.3* | 5.3   | 7.6* | 3.4   | 5.9  | 2.9  | 5.1  |
|                | 1.5  | 14.1  | 15.2* | 7.8   | 10.5* | 5.0   | 7.8* | 3.2   | 5.7  | 2.8  | 5.0  |
|                | 0    | 13.4  | 16.6* | 7.2   | 10.6* | 4.6   | 7.8* | 3.1   | 5.6  | 2.8  | 5.1  |
|                | -1.5 | 12.9  | 16.9* | 6.8   | 10.9* | 4.3   | 7.7* |       |      | 3.1  | 4.9* |
|                | -3.0 | 12.9  | 15.8* | 6.5   | 9.5*  | 4.1   | 5.4* |       |      | 3.8  | 4.2* |
|                | -4.5 | 7.6*  | 7.6*  | 3.4*  | 3.4*  |       |      |       |      | 2.3* | 2.3* |
| LC with blade  | 9.0  | 8.1*  | 8.1*  |       |       |       |      |       |      | 6.5* | 6.5* |
|                | 7.5  | 8.1*  | 8.1*  | 7.7*  | 7.7*  |       |      |       |      | 5.5* | 5.5* |
|                | 6.0  | 9.4*  | 9.4*  | 8.1*  | 8.1*  | 5.7   | 6.8* |       |      | 4.2  | 5.2* |
|                | 4.5  | 13.6* | 13.6* | 8.4   | 9.2*  | 5.7   | 7.2* | 3.7   | 6.0* | 3.5  | 5.3* |
|                | 3.0  | 13.8* | 13.8* | 8.3   | 10.3* | 5.6   | 7.6* | 3.7   | 6.0  | 3.2  | 5.2  |
|                | 1.5  | 14.7  | 15.2* | 8.3   | 10.5* | 5.3   | 7.8* | 3.5   | 5.9  | 3.0  | 5.1  |
|                | 0    | 14.4  | 16.6* | 7.7   | 10.6* | 5.0   | 7.8* | 3.4   | 5.7  | 3.1  | 5.2  |
|                | -1.5 | 13.9  | 16.9* | 7.4   | 10.9* | 4.6   | 7.7* |       |      | 3.3  | 4.9* |
|                | -3.0 | 13.8  | 15.8* | 7.0   | 9.5*  | 4.5   | 5.4* |       |      | 4.1  | 4.2* |
|                | -4.5 | 7.6*  | 7.6*  | 3.4*  | 3.4*  |       |      |       |      | 2.3* | 2.3* |

## Stick 2.65 m

| Under-carriage | m    | 3.0 m |       | 4.5 m |       | 6.0 m |      | 7.5 m |      | m    |      |
|----------------|------|-------|-------|-------|-------|-------|------|-------|------|------|------|
|                |      |       |       |       |       |       |      |       |      |      |      |
| LC             | 9.0  | 7.4*  | 7.4*  |       |       |       |      |       |      | 5.5* | 5.5* |
|                | 7.5  | 7.0*  | 7.0*  | 7.1*  | 7.1*  | 5.3   | 5.6* |       |      | 4.8* | 4.8* |
|                | 6.0  | 7.7*  | 7.7*  | 7.8*  | 7.8*  | 5.5   | 6.6* |       |      | 3.7  | 4.6* |
|                | 4.5  | 13.2* | 13.2* | 8.0   | 8.9*  | 5.4   | 7.0* | 3.5   | 5.9* | 3.1  | 4.6* |
|                | 3.0  | 13.8* | 13.8* | 7.9   | 10.1* | 5.4   | 7.5* | 3.5   | 5.9  | 2.8  | 4.8* |
|                | 1.5  | 14.0  | 14.9* | 7.9   | 10.5* | 5.1   | 7.7* | 3.3   | 5.8  | 2.6  | 4.7  |
|                | 0    | 13.5  | 16.4* | 7.2   | 10.6* | 4.7   | 7.8* | 3.1   | 5.6  | 2.7  | 4.8  |
|                | -1.5 | 12.9  | 16.8* | 6.8   | 10.8* | 4.3   | 7.8* | 3.0   | 5.2* | 2.9  | 4.8* |
|                | -3.0 | 12.8  | 16.2* | 6.5   | 10.1* | 4.1   | 6.2* |       |      | 3.5  | 4.2* |
|                | -4.5 | 9.8*  | 9.8*  | 5.1*  | 5.1*  |       |      |       |      | 2.8* | 2.8* |
| LC with blade  | 9.0  | 7.4*  | 7.4*  |       |       |       |      |       |      | 5.5* | 5.5* |
|                | 7.5  | 7.0*  | 7.0*  | 7.1*  | 7.1*  | 5.6*  | 5.6* |       |      | 4.8* | 4.8* |
|                | 6.0  | 7.7*  | 7.7*  | 7.8*  | 7.8*  | 5.8   | 6.6* |       |      | 3.9  | 4.6* |
|                | 4.5  | 13.2* | 13.2* | 8.4   | 8.9*  | 5.7   | 7.0* | 3.8   | 5.9* | 3.3  | 4.6* |
|                | 3.0  | 13.8* | 13.8* | 8.3   | 10.1* | 5.7   | 7.5* | 3.7   | 6.0  | 3.0  | 4.8* |
|                | 1.5  | 14.7* | 14.9* | 8.2   | 10.5* | 5.4   | 7.7* | 3.6   | 5.9  | 2.9  | 4.8  |
|                | 0    | 14.5  | 16.4* | 7.8   | 10.6* | 5.1   | 7.8* | 3.4   | 5.7  | 2.9  | 4.9  |
|                | -1.5 | 13.9  | 16.8* | 7.4   | 10.8* | 4.7   | 7.8* | 3.3   | 5.2* | 3.1  | 4.8* |
|                | -3.0 | 13.8  | 16.2* | 7.0   | 10.1* | 4.5   | 6.2* |       |      | 3.8  | 4.2* |
|                | -4.5 | 9.8*  | 9.8*  | 5.1*  | 5.1*  |       |      |       |      | 2.8* | 2.8* |

## Stick 2.95 m

| Under-carriage | m    | 3.0 m |       | 4.5 m |       | 6.0 m |      | 7.5 m |      | m    |      |
|----------------|------|-------|-------|-------|-------|-------|------|-------|------|------|------|
|                |      |       |       |       |       |       |      |       |      |      |      |
| LC             | 9.0  |       |       | 5.6*  | 5.6*  |       |      |       |      | 4.8* | 4.8* |
|                | 7.5  |       |       | 6.4*  | 6.4*  | 5.4   | 5.6* |       |      | 4.2* | 4.2* |
|                | 6.0  | 6.4*  | 6.4*  | 7.0*  | 7.0*  | 5.5   | 6.4* | 3.6   | 4.6* | 3.4  | 4.0* |
|                | 4.5  | 12.4* | 12.4* | 8.1   | 8.6*  | 5.4   | 6.8* | 3.6   | 5.8* | 2.9  | 4.1* |
|                | 3.0  | 13.9* | 13.9* | 7.9   | 9.8*  | 5.4   | 7.3* | 3.5   | 5.9  | 2.6  | 4.2* |
|                | 1.5  | 13.9* | 14.7* | 7.8   | 10.4* | 5.1   | 7.7* | 3.4   | 5.9  | 2.5  | 4.5  |
|                | 0    | 13.7  | 16.1* | 7.3   | 10.5* | 4.8   | 7.7* | 3.2   | 5.7  | 2.5  | 4.6  |
|                | -1.5 | 13.0  | 16.7* | 6.9   | 10.7* | 4.4   | 7.9* | 3.0   | 5.5  | 2.7  | 4.7* |
|                | -3.0 | 12.8  | 16.5* | 6.5   | 10.5* | 4.1   | 6.8* |       |      | 3.2  | 4.2* |
|                | -4.5 | 11.6* | 11.6* | 6.4   | 6.5*  |       |      |       |      | 3.1* | 3.1* |
| LC with blade  | 9.0  |       |       | 5.6*  | 5.6*  |       |      |       |      | 4.8* | 4.8* |
|                | 7.5  |       |       | 6.4*  | 6.4*  | 5.6*  | 5.6* |       |      | 4.2* | 4.2* |
|                | 6.0  | 6.4*  | 6.4*  | 7.0*  | 7.0*  | 5.8   | 6.4* | 3.9   | 4.6* | 3.7  | 4.0* |
|                | 4.5  | 12.4* | 12.4* | 8.5   | 8.6*  | 5.7   | 6.8* | 3.9   | 5.8* | 3.1  | 4.1* |
|                | 3.0  | 13.9* | 13.9* | 8.2   | 9.8*  | 5.6   | 7.3* | 3.8   | 5.9  | 2.9  | 4.2* |
|                | 1.5  | 14.6  | 14.7* | 8.2   | 10.4* | 5.5   | 7.7* | 3.6   | 5.9  | 2.7  | 4.6* |
|                | 0    | 14.7  | 16.1* | 7.8   | 10.5* | 5.1   | 7.7* | 3.4   | 5.8  | 2.8  | 4.7  |
|                | -1.5 | 14.0  | 16.7* | 7.4   | 10.7* | 4.7   | 7.9* | 3.3   | 5.6* | 3.0  | 4.7* |
|                | -3.0 | 13.7  | 16.5* | 7.1   | 10.5* | 4.5   | 6.8* |       |      | 3.5  | 4.2* |
|                | -4.5 | 11.6* | 11.6* | 6.5*  | 6.5*  |       |      |       |      | 3.1* | 3.1* |

Height Can be slewed through 360° In longitudinal position of undercarriage Max. reach \* Limited by hydr. capacity

The load values are quoted in tons (t) at stick end (without bucket), and may be swung 360° on firm and even ground. Adjacent values are valid for the undercarriage when in the longitudinal position. Capacities are valid for 600 mm wide track pads with adjusting cylinder in optimal position. Indicated loads are based on ISO 10567 standard and do not exceed 75% of tipping or 87% of hydraulic capacity (indicated via \*). Without bucket cylinder, link and lever the lift capacities will increase by 280 kg. Lifting capacity of the excavator is limited by machine stability and hydraulic capacity. According to European Standard, EN 474-5: In the European Union excavators have to be equipped with an overload warning device, a load diagram and automatic safety check valves on hoist cylinders and stick cylinder(s), when they are used for lifting operations which require the use of lifting accessories.

# Lift Capacities

with Mono Boom Offset 5.70 m, Counterweight 5.7 t and Track Pads 600 mm

## Stick 2.35 m

| Under-carriage | m    | 3.0 m |       | 4.5 m |       | 6.0 m |      | 7.5 m |     | m    |      |
|----------------|------|-------|-------|-------|-------|-------|------|-------|-----|------|------|
|                |      |       |       |       |       |       |      |       |     |      |      |
| LC             | 9.0  | 7.5*  | 7.5*  |       |       |       |      |       |     | 7.0* | 7.0* |
|                | 7.5  | 8.0*  | 8.0*  | 6.9*  | 6.9*  |       |      |       |     | 5.7* | 5.7* |
|                | 6.0  | 9.0*  | 9.0*  | 7.3*  | 7.3*  | 5.0   | 6.3* |       |     | 4.1  | 5.5* |
|                | 4.5  | 12.3* | 12.3* | 7.5   | 8.3*  | 4.8   | 6.7* |       |     | 3.4  | 5.5* |
|                | 3.0  |       |       | 6.7   | 9.6*  | 4.4   | 7.2* | 3.2   | 5.6 | 3.0  | 5.3  |
|                | 1.5  |       |       | 6.1   | 10.3* | 4.1   | 7.6* | 3.0   | 5.5 | 2.8  | 5.1  |
|                | 0    |       |       | 5.8   | 10.0* | 3.9   | 7.4  | 2.9   | 5.4 | 2.9  | 5.3  |
|                | -1.5 | 11.0* | 11.0* | 5.8   | 9.0*  | 3.9   | 6.9* |       |     | 3.2  | 5.6* |
|                | -3.0 | 8.6*  | 8.6*  | 6.0   | 7.1*  | 4.0   | 5.2* |       |     | 4.0  | 5.2* |
|                | -4.5 |       |       |       |       |       |      |       |     | 3.6* | 3.6* |
| LC with blade  | 9.0  | 7.5*  | 7.5*  |       |       |       |      |       |     | 7.0* | 7.0* |
|                | 7.5  | 8.0*  | 8.0*  | 6.9*  | 6.9*  |       |      |       |     | 5.7* | 5.7* |
|                | 6.0  | 9.0*  | 9.0*  | 7.3*  | 7.3*  | 5.4   | 6.3* |       |     | 4.4  | 5.5* |
|                | 4.5  | 12.3* | 12.3* | 8.0   | 8.3*  | 5.1   | 6.7* |       |     | 3.6  | 5.5* |
|                | 3.0  |       |       | 7.2   | 9.6*  | 4.8   | 7.2* | 3.4   | 5.8 | 3.2  | 5.4  |
|                | 1.5  |       |       | 6.6   | 10.3* | 4.5   | 7.6* | 3.3   | 5.6 | 3.1  | 5.2  |
|                | 0    |       |       | 6.4   | 10.0* | 4.3   | 7.5* | 3.2   | 5.5 | 3.2  | 5.4  |
|                | -1.5 | 11.0* | 11.0* | 6.4   | 9.0*  | 4.3   | 6.9* |       |     | 3.5  | 5.6* |
|                | -3.0 | 8.6*  | 8.6*  | 6.5   | 7.1*  | 4.4   | 5.2* |       |     | 4.4  | 5.2* |
|                | -4.5 |       |       |       |       |       |      |       |     | 3.6* | 3.6* |

## Stick 2.65 m

| Under-carriage | m    | 3.0 m |       | 4.5 m |       | 6.0 m |      | 7.5 m |      | m    |      |
|----------------|------|-------|-------|-------|-------|-------|------|-------|------|------|------|
|                |      |       |       |       |       |       |      |       |      |      |      |
| LC             | 9.0  | 7.1*  | 7.1*  |       |       |       |      |       |      | 5.9* | 5.9* |
|                | 7.5  |       |       | 6.5*  | 6.5*  |       |      |       |      | 5.0* | 5.0* |
|                | 6.0  | 7.4*  | 7.4*  | 6.9*  | 6.9*  | 5.1   | 6.1* |       |      | 3.9  | 4.8* |
|                | 4.5  | 11.5* | 11.5* | 7.7   | 8.0*  | 4.8   | 6.5* | 3.3   | 5.7* | 3.2  | 4.8* |
|                | 3.0  |       |       | 6.8   | 9.4*  | 4.5   | 7.1* | 3.2   | 5.7  | 2.8  | 5.1  |
|                | 1.5  |       |       | 6.2   | 10.2* | 4.2   | 7.5* | 3.0   | 5.5  | 2.7  | 4.9  |
|                | 0    | 5.5*  | 5.5*  | 5.8   | 10.1* | 3.9   | 7.4  | 2.9   | 5.4  | 2.7  | 5.0  |
|                | -1.5 | 10.7* | 10.7* | 5.8   | 9.2*  | 3.9   | 7.0* |       |      | 3.0  | 5.4* |
|                | -3.0 | 9.5*  | 9.5*  | 5.9   | 7.6*  | 4.0   | 5.7* |       |      | 3.7  | 5.1* |
|                | -4.5 | 5.5*  | 5.5*  | 4.4*  | 4.4*  |       |      |       |      | 4.1* | 4.1* |
| LC with blade  | 9.0  | 7.1*  | 7.1*  |       |       |       |      |       |      | 5.9* | 5.9* |
|                | 7.5  |       |       | 6.5*  | 6.5*  |       |      |       |      | 5.0* | 5.0* |
|                | 6.0  | 7.4*  | 7.4*  | 6.9*  | 6.9*  | 5.5   | 6.1* |       |      | 4.2  | 4.8* |
|                | 4.5  | 11.5* | 11.5* | 8.0*  | 8.0*  | 5.2   | 6.5* | 3.6   | 5.7* | 3.4  | 4.8* |
|                | 3.0  |       |       | 7.3   | 9.4*  | 4.8   | 7.1* | 3.5   | 5.8  | 3.1  | 5.1* |
|                | 1.5  |       |       | 6.7   | 10.2* | 4.5   | 7.5* | 3.3   | 5.6  | 2.9  | 5.0  |
|                | 0    | 5.5*  | 5.5*  | 6.4   | 10.1* | 4.3   | 7.5* | 3.2   | 5.5  | 3.0  | 5.1  |
|                | -1.5 | 10.7* | 10.7* | 6.3   | 9.2*  | 4.2   | 7.0* |       |      | 3.3  | 5.4* |
|                | -3.0 | 9.5*  | 9.5*  | 6.4   | 7.6*  | 4.3   | 5.7* |       |      | 4.0  | 5.1* |
|                | -4.5 | 5.5*  | 5.5*  | 4.4*  | 4.4*  |       |      |       |      | 4.1* | 4.1* |

## Stick 2.95 m

| Under-carriage | m    | 3.0 m |       | 4.5 m |       | 6.0 m |      | 7.5 m |      | m    |      |
|----------------|------|-------|-------|-------|-------|-------|------|-------|------|------|------|
|                |      |       |       |       |       |       |      |       |      |      |      |
| LC             | 9.0  |       |       |       |       |       |      |       |      | 5.1* | 5.1* |
|                | 7.5  |       |       | 6.1*  | 6.1*  | 5.0*  | 5.0* |       |      | 4.4* | 4.4* |
|                | 6.0  | 6.3*  | 6.3*  | 6.5*  | 6.5*  | 5.2   | 5.8* |       |      | 3.6  | 4.2* |
|                | 4.5  | 10.6* | 10.6* | 7.6*  | 7.6*  | 4.9   | 6.3* | 3.4   | 5.5* | 3.0  | 4.3* |
|                | 3.0  |       |       | 7.0   | 9.1*  | 4.5   | 6.9* | 3.2   | 5.7  | 2.7  | 4.5* |
|                | 1.5  |       |       | 6.2   | 10.1* | 4.2   | 7.4* | 3.0   | 5.5  | 2.6  | 4.6  |
|                | 0    | 6.1*  | 6.1*  | 5.8   | 10.2* | 3.9   | 7.4  | 2.9   | 5.3  | 2.6  | 4.7  |
|                | -1.5 | 10.2* | 10.2* | 5.7   | 9.5*  | 3.8   | 7.1* | 2.9   | 5.3  | 2.8  | 5.2  |
|                | -3.0 | 10.4* | 10.4* | 5.8   | 8.0*  | 3.9   | 6.0* |       |      | 3.4  | 5.1* |
|                | -4.5 | 6.6*  | 6.6*  | 5.2*  | 5.2*  |       |      |       |      | 4.3* | 4.3* |
| LC with blade  | 9.0  |       |       |       |       |       |      |       |      | 5.1* | 5.1* |
|                | 7.5  |       |       | 6.1*  | 6.1*  | 5.0*  | 5.0* |       |      | 4.4* | 4.4* |
|                | 6.0  | 6.3*  | 6.3*  | 6.5*  | 6.5*  | 5.5   | 5.8* |       |      | 3.9  | 4.2* |
|                | 4.5  | 10.6* | 10.6* | 7.6*  | 7.6*  | 5.3   | 6.3* | 3.6   | 5.5* | 3.3  | 4.3* |
|                | 3.0  |       |       | 7.5   | 9.1*  | 4.9   | 6.9* | 3.5   | 5.7* | 2.9  | 4.5* |
|                | 1.5  |       |       | 6.7   | 10.1* | 4.5   | 7.4* | 3.3   | 5.6  | 2.8  | 4.7  |
|                | 0    | 6.1*  | 6.1*  | 6.4   | 10.2* | 4.3   | 7.5* | 3.2   | 5.5  | 2.8  | 4.8  |
|                | -1.5 | 10.2* | 10.2* | 6.3   | 9.5*  | 4.2   | 7.1* | 3.1   | 5.4* | 3.1  | 5.3* |
|                | -3.0 | 10.4* | 10.4* | 6.4   | 8.0*  | 4.2   | 6.0* |       |      | 3.7  | 5.1* |
|                | -4.5 | 6.6*  | 6.6*  | 5.2*  | 5.2*  |       |      |       |      | 4.3* | 4.3* |

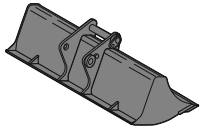
Height Can be slewed through 360° In longitudinal position of undercarriage Max. reach \* Limited by hydr. capacity

The load values are quoted in tons (t) at stick end (without bucket), and may be swung 360° on firm and even ground. Adjacent values are valid for the undercarriage when in the longitudinal position. Capacities are valid for 600 mm wide track pads. Indicated loads are based on ISO 10567 standard and do not exceed 75 % of tipping or 87 % of hydraulic capacity (indicated via \*). Without bucket cylinder, link and lever the lift capacities will increase by 280 kg. Lifting capacity of the excavator is limited by machine stability and hydraulic capacity.

According to European Standard, EN 474-5: In the European Union excavators have to be equipped with an overload warning device, a load diagram and automatic safety check valves on hoist cylinders and stick cylinder(s), when they are used for lifting operations which require the use of lifting accessories.



# Available Attachments



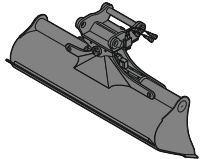
## Rigid Ditch Cleaning Bucket

### GRL 90, for direct mounting

|               |    |       |       |       |       |  |  |  |  |
|---------------|----|-------|-------|-------|-------|--|--|--|--|
| Cutting width | mm | 1,500 | 2,000 | 2,010 | 2,400 |  |  |  |  |
| Capacity      | m³ | 0.50  | 0.70  | 0.85  | 0.85  |  |  |  |  |
| Weight        | kg | 400   | 500   | 530   | 580   |  |  |  |  |

### GRL 90, for mounting to quick coupler SWA 48

|               |    |       |       |       |       |       |       |       |  |
|---------------|----|-------|-------|-------|-------|-------|-------|-------|--|
| Cutting width | mm | 1,500 | 1,500 | 2,000 | 2,000 | 2,000 | 2,400 | 2,400 |  |
| Capacity      | m³ | 0.50  | 0.95  | 0.70  | 1.20  | 1.25  | 0.85  | 1.15  |  |
| Weight        | kg | 430   | 560   | 400   | 640   | 600   | 600   | 650   |  |



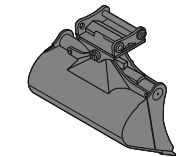
## Tilttable Ditch Cleaning Bucket

### GRL 90, 2 x 50° tilttable, for direct mounting

|               |    |       |       |       |       |       |       |       |  |  |  |
|---------------|----|-------|-------|-------|-------|-------|-------|-------|--|--|--|
| Cutting width | mm | 1,600 | 2,000 | 2,000 | 2,000 | 2,200 | 2,400 | 2,800 |  |  |  |
| Capacity      | m³ | 0.80  | 0.50  | 0.70  | 1.00  | 1.15  | 0.85  | 1.45  |  |  |  |
| Weight        | kg | 798   | 686   | 819   | 883   | 920   | 885   | 1,009 |  |  |  |

### GRL 90, 2 x 50° tilttable, for mounting to quick coupler SWA 48

|               |    |       |       |       |       |       |       |       |       |       |       |
|---------------|----|-------|-------|-------|-------|-------|-------|-------|-------|-------|-------|
| Cutting width | mm | 1,600 | 2,000 | 2,000 | 2,000 | 2,200 | 2,200 | 2,200 | 2,400 | 2,400 | 2,800 |
| Capacity      | m³ | 0.80  | 0.50  | 0.70  | 1.00  | 0.80  | 1.15  | 1.40  | 0.85  | 1.25  | 1.85  |
| Weight        | kg | 850   | 690   | 880   | 940   | 880   | 980   | 1,000 | 890   | 1,000 | 1,088 |



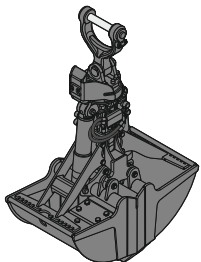
## Tilt Bucket

### SL 90, 2 x 50° tilttable, for direct mounting

|               |    |       |       |       |  |  |  |  |  |  |  |
|---------------|----|-------|-------|-------|--|--|--|--|--|--|--|
| Cutting width | mm | 1,600 | 1,600 | 1,600 |  |  |  |  |  |  |  |
| Capacity      | m³ | 0.80  | 1.00  | 1.35  |  |  |  |  |  |  |  |
| Weight        | kg | 768   | 820   | 918   |  |  |  |  |  |  |  |

### SL 90, 2 x 50° tilttable, for mounting to quick coupler SWA 48

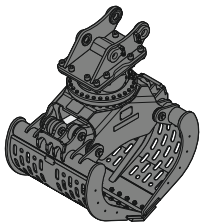
|               |    |       |       |       |       |       |       |       |       |       |       |
|---------------|----|-------|-------|-------|-------|-------|-------|-------|-------|-------|-------|
| Cutting width | mm | 1,500 | 1,600 | 1,600 | 1,600 | 1,600 | 1,600 | 1,600 | 1,600 | 1,600 | 1,600 |
| Capacity      | m³ | 1.20  | 0.80  | 1.00  | 1.35  | 1.55  | 0.80  | 1.00  | 1.35  | 1.55  |       |
| Weight        | kg | 970   | 820   | 890   | 970   | 1,035 | 820   | 1,006 | 1,184 | 1,550 |       |
| HD-version    |    |       |       |       |       |       | X     | X     | X     | X     |       |



## Clamshells

### GMZ 24, earthmoving shell, for mounting to quick coupler SWA 48

|               |    |      |  |      |  |       |  |
|---------------|----|------|--|------|--|-------|--|
| Cutting width | mm | 600  |  | 800  |  | 1,000 |  |
| Capacity      | m³ | 0.34 |  | 0.46 |  | 0.60  |  |
| Weight        | kg | 890  |  | 970  |  | 1,040 |  |



## Sorting Grab

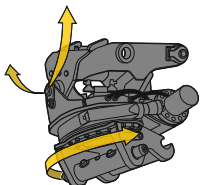
ribbed

perforated

stone tong

### SG 25, for mounting to quick coupler SWA 48

|               |    |       |       |       |       |       |
|---------------|----|-------|-------|-------|-------|-------|
| Cutting width | mm | 800   | 1,000 | 800   | 1,000 | 800   |
| Capacity      | m³ | 0.50  | 0.65  | 0.55  | 0.75  | 0.55  |
| Weight        | kg | 1,100 | 1,180 | 1,050 | 1,100 | 1,240 |



## Tiltrotator

### LH-TR 25, for mounting to quick coupler SWA 48

|          |    |         |
|----------|----|---------|
| Weight   | kg | 720     |
| Rotation |    | 360°    |
| Tilt     |    | 2 x 50° |

# Serial Equipment

## Undercarriage

|   |
|---|
| Lashing eyes  |
| Sprocket with dirt ejector                                |
| Track and carrier rollers, sealed and lifetime-lubricated |

## Uppercarriage

|   |
|---|
| Anti-skid surfaces                                  |
| Automatic swing brake lock                          |
| Centralised lubrication system (automatic)          |
| Engine coolant level, visible from the cab          |
| Engine hood with gas spring opening                 |
| Filters accessible from ground level                |
| Handrails   |
| Hydraulic oil level, visible from ground level      |
| Lockable fuel tank cap                              |
| Lockable service doors                              |
| Main switch, manual, lockable                       |
| Protection grid on radiator fan                     |
| Sound insulation                                    |
| Swing drive gearbox oil level, visible from the cab |
| Swing-out radiators                                 |
| Windshield washer fluid tank                        |

## Hydraulic System

|  |
|--|
| Filter with integrated fine filters  |
| Hydraulic pressure measuring ports   |
| Hydraulic tank shut-off valve  |
| Liebherr Positive Control system with 2 independent circuits                     |
| Magnetic rod   |
| Pressure accumulator for controlled lowering of equipment with engine turned off |

## Engine

|   |
|---|
| Air filter with automatic dust ejector                                    |
| Automatic engine idling / speed increase, controlled via joystick sensors |
| Common-Rail injection system  |
| Exhaust gas after-treatment system – DOC + DPF + SCR                      |
| Fixed geometry turbocharger   |
| Fuel fine filter  |
| Fuel pre-filter and water separator                                       |
| Fuel priming pump   |
| Intercooler   |
| Power Pack EU Stage V   |
| Stepless adjustable engine speed  |

## Operator's Cab

|  |
|--|
| 7" multifunction colour touchscreen                                  |
| Air conditioning, automatic, tri-zone, controlled via display        |
| Armrests adjustable in width, height and inclination                 |
| Bottle holder  |
| Cab air filters housing, accessible from ground level                |
| Cab door sliding windows   |
| Cigarette lighter  |
| Coat hook  |
| DEF consumption on touchscreen                                       |
| DEF level on touchscreen   |
| Electric socket in cabin (12 V)                                      |
| Electric socket in cabin (24 V)                                      |
| Emergency hammer   |
| Engine oil level on touchscreen                                      |
| Fuel consumption on touchscreen                                      |
| Fuel level on touchscreen  |
| Hydraulic oil level on touchscreen                                   |
| Impact resistant roof window   |
| Interior lighting  |
| Laminated right hand side window                                     |
| LiDAT Plus (Liebherr data transfer system) *                         |
| Mechanical hour meters, visible from ground level                    |
| Movement priority between swing and boom, adjustable via touchscreen |
| Movement priority for stick-in, adjustable via touchscreen           |
| Rain hood over front window opening                                  |
| Rearview mirror  |
| Rear view monitoring camera  |
| Rear window emergency exit   |
| Roll-down sun blinds for windscreen and roof window                  |
| ROPS safety cab structure (ISO 12117-2)                              |
| Rubber floor mat, fixed on floor and removable                       |
| Shortcut button on joystick configurable                             |
| Storage nets   |
| Storage spaces   |
| Tilttable console left   |
| Tinted windows   |
| Visco-elastic damping  |
| Windscreen wiper and washer  |
| Work mode selector   |

## Equipment

|  |
|--|
| Boom cylinders regeneration              |
| Pivot points made of cast steel          |
| SAE split flanges on high pressure lines |
| Stick cylinder regeneration              |

\* optionally extendable after one year



# Equipment Standard/Option

## Undercarriage

|  |   |
|--|---|
| Chain guide 1 piece  | • |
| Chain guide 3 pieces   | + |
| Cover and base plate for undercarriage centre section            | • |
| Dozer blade 3,000 mm   | + |
| Dozer blade 3,100 mm   | + |
| Reinforced cover and base plate for undercarriage centre section | + |
| Rubber track pads  | + |
| Special painting   | + |
| Steps  | • |
| Steps wide   | + |
| Track pads triple grouser 600 mm                                 | • |
| Track pads triple grouser 700/750/800/900 mm                     | + |
| Track pads triple grouser reinforced 600/700 mm                  | + |
| Tracks, sealed and greased                                       | • |
| Tracks, sealed and greased, reinforced                           | + |
| Undercarriage LC   | • |
| Undercarriage storage compartment                                | + |

## Uppercarriage

|   |                 |
|---|-----------------|
| Air pre-filter with cyclonical dust trap                                    | +               |
| Catwalk tiltable front left   | +               |
| Counterweight standard 5.7 t  | •               |
| Electric socket on uppercarriage (24 V)                                     | +               |
| Extended tool set including tool box  | +               |
| Fuel anti-theft protection  | +               |
| Headlight on uppercarriage, front left, LED+, 1 piece, protection included  | + <sup>1)</sup> |
| Headlight on uppercarriage, front right, LED+, 1 piece, protection included | + <sup>1)</sup> |
| Headlight on uppercarriage, lateral right, LED+, 1 piece                    | + <sup>1)</sup> |
| Headlights on uppercarriage, rear, LED+, 2 pieces                           | + <sup>1)</sup> |
| Lighting for tank area  | + <sup>1)</sup> |
| Lighting for uppercarriage access   | + <sup>1)</sup> |
| Pre-heating system for fuel   | +               |
| Radiator fine mesh protection grid  | +               |
| Reflective warning stickers   | +               |
| Reversible fan drive  | +               |
| Rotating beacons on uppercarriage, rear, LED, 2 pieces                      | +               |
| Special painting  | +               |
| Skyview 360°  | +               |
| Tank refilling pump fuel  | +               |
| Tool set including storage case   | •               |
| Uppercarriage bottom protection   | +               |



## Hydraulic System

|  |   |
|--|---|
| Bypass filter for hydraulic oil                                | + |
| Liebherr hydraulic oil   | • |
| Liebherr hydraulic oil, adapted for extreme climate conditions | + |
| Liebherr hydraulic oil, biodegradable                          | + |



## Engine

|  |                 |
|--|-----------------|
| Automatic engine shutdown after idling | +               |
| Engine shut-down with overrun          | +               |
| Lighting for engine compartment        | + <sup>1)</sup> |

# Equipment Standard/Option



## Operator's Cab

|  |                 |
|--|-----------------|
| 2" seat belt with retractor  | •               |
| 3" seat belt with retractor, orange colour                                     | +               |
| 4-points seat belt   | +               |
| Acoustic travel alarm deactivatable  | +               |
| Auxiliary heater programmable  | +               |
| Bottom windscreen wiper  | +               |
| Coming/Leaving Home  | + <sup>1)</sup> |
| Cool box (12 V)  | +               |
| Dark tinted windows  | +               |
| Electronic immobiliser   | +               |
| Emergency stop in cab  | +               |
| FGPS front guard   | +               |
| FGPS front guard tiltable  | +               |
| Filter for hydraulic hammer return flow  | +               |
| Fire extinguisher  | +               |
| First-aid box  | +               |
| Footrest   | +               |
| FOPS top guard   | +               |
| Handrests elevated for joysticks   | +               |
| Headlights on cab, front, LED, 2 pieces  | • <sup>1)</sup> |
| Headlights on cab, front, LED+, 2 pieces                                       | + <sup>1)</sup> |
| Headlights on cab roof, front, LED+, 2 pieces                                  | + <sup>1)</sup> |
| High pressure circuit switchable on pedals or mini-joystick                    | +               |
| High pressure circuit with Tool Control (20 attachment adjustments on display) | +               |
| Impact resistant one-piece windscreen  | +               |
| Lightbar on cabin  | +               |
| Lighting for cabin access  | + <sup>1)</sup> |
| Luminosity control (LED+ headlights)   | + <sup>1)</sup> |
| Medium pressure circuit  | +               |
| Mini-joysticks proportional  | +               |
| Movement restriction for boom  | +               |
| Movement restriction for stick   | +               |
| Operator seat Comfort  | •               |
| Operator seat Premium  | +               |
| Overload warning system  | +               |
| Preparation for machine guidance system  | +               |
| Preparation for tiltrotator  | +               |
| Radio Comfort  | +               |
| Radio pre-installation   | •               |
| Retractable laminated two-piece windscreen                                     | •               |
| Right hand side view monitoring camera   | •               |
| Roof sun shield  | +               |
| Roof window wiper  | +               |
| Rotating beacon on cabin, LED, 1 piece   | +               |
| Seat belt reminder   | +               |
| Special painting   | +               |
| Sun visor  | +               |
| Switch between high pressure and bucket cylinder controls                      | +               |
| Windscreen bottom protection grid  | +               |



## Equipment

|  |                 |
|--|-----------------|
| Adjustable boom cylinder rod protection              | +               |
| Bucket cylinder rod protection                       | +               |
| Centralised lubrication extended for connecting link | +               |
| Grapple hydraulic lines (bucket cylinder inactive)   | +               |
| Headlight guard on boom, right                       | +               |
| Headlight guards on boom, right and left             | +               |
| Headlight on boom, left, LED+, 1 piece               | + <sup>1)</sup> |
| Headlight on boom, right, LED, 1 piece               | • <sup>1)</sup> |
| Headlight on boom, right, LED+, 1 piece              | + <sup>1)</sup> |
| Headlight on stick, bottom, LED+, 1 piece            | + <sup>1)</sup> |
| Leak oil line for attachment                         | +               |
| Lifting eye on stick 16.0 t                          | +               |
| LIKUFIX electric signal plug                         | +               |
| LIKUFIX for quick coupler SWA 48 hydraulic           | +               |
| Load holding valve for bucket cylinder               | +               |
| Lubrication hoses protection on stick                | +               |
| Mono boom 5.70 m                                     | +               |
| Mono boom offset 5.70 m                              | +               |
| Pipe fracture safety valve for stick cylinder        | +               |
| Pipe fracture safety valves for boom cylinders       | +               |
| Quick coupler SWA 48 hydraulic                       | +               |
| Quick coupler SWA 48 mechanical                      | +               |
| Security for hoist cylinders                         | +               |
| Special painting                                     | +               |
| Stick 2.35 m   | +               |
| Stick 2.65 m   | +               |
| Stick 2.95 m   | +               |
| Stick bottom protection                              | +               |
| Tool Management                                      | +               |
| Two-piece boom 6.00 m                                | +               |

• = Standard, + = Option

<sup>1)</sup> Equipment not individually available, but only as predefined lighting packages  
Non-exhaustive list, please contact us for further information.

Options and/or special equipments, supplied by vendors other than Liebherr, are only to be installed with the knowledge and approval of Liebherr in order to retain warranty.

## Liebherr-France SAS

2 avenue Joseph Rey, B.P. 90287, FR-68005 Colmar Cedex

☎ +33 389 21 30 30, Fax +33 389 21 37 93

www.liebherr.com, E-Mail: info.lfr@liebherr.com

www.facebook.com/LiebherrConstruction